

Metallization of atomic solid hydrogen within the extended Hubbard model with renormalized Wannier wave functions

Andrzej P. Kądziaława*

Marian Smoluchowski Institute of Physics, Jagiellonian University, ul. Reymonta 4, PL30059 Kraków, Poland

(Dated: November 4, 2021)

We refer to our recent calculations (Eur. Phys. J. B, **86**, 252 (2013)) of metallization pressure of the three-dimensional simple-cubic crystal of atomic hydrogen and study the effect on the crucial results concocting from approximating the $1s$ Slater-type orbital function with a series of p Gaussians. As a result, we find the critical metallization pressure $p_C = 102 \text{ GPa}$. The latter part is a discussion of the influence of zero-point motion on the stabilizing pressure. We show that in our model the estimate magnitude of zero-point motion carries a little effect on the critical metallization pressure at zero temperature.

PACS numbers: 71.30.+h, 71.27.+a, 71.10.Fd, 62.50.-p

I. MOTIVATION

This year we are celebrating the 50th anniversary of the Hubbard model, a second-quantization language to describe strongly correlated systems provided independently by Hubbard¹, Gutzwiller^{2,3} and Kanamori⁴. This description shed some light on many-body quantum systems, in particular on the localization–delocalization transitions of fermions states in the solid-state^{5–8}, and optical-lattice⁹ systems. This transition is called the *Mott* or *Mott-Hubbard* transition.

In the series of papers^{10–12}, we have conducted model calculations combining both the Mott⁵ and the Hubbard¹³ aspects of the phase transition, within the extended Hubbard model, with a simultaneous renormalization of the single-particle Wannier basis, connecting first- and second-quantization approach. In¹² we obtained, using proposed model, the critical metallization pressure $p_C = 97.7 \text{ GPa}$ required to stabilize the atomic-hydrogen-like crystal, while having both the Mott ($n_C^{1/3} a_B \approx 0.2$) and the Hubbard ($U \approx W$) criteria satisfied at the same time. Thus, those two criteria represent two sides of the same coin.

Ever since Ashcroft proposed an explanation for grater-than-expected magnetic field of Jovian planets¹⁴ by applying the BCS theory to the metallic hydrogen, the pursuit of the metallization of this element began. Predicted by Wigner and Huntington in 1935¹⁵ the conducting phase of hydrogen is claimed to have various properties, including hypothesis of being superconducting up to the room temperature¹⁴.

In this paper we briefly describe the model in Section II. Then in Section III we review the validity of approximations made in¹² and show that they were in fact sufficient (explicitly redoing all calculations and showing no qualitative changes). We also show that both Mott and Hubbard criteria of localization–delocalization transition are satisfied. In Section IV we estimate the magnitude of zero-point motion energy, omitted in our calculations to test the strength of our results, keeping in mind the possibility of quantum melting of hydrogen.

II. MODEL

We start with the extended Hubbard Hamiltonian describing a single-band hydrogen system^{10–12}:

$$\mathcal{H} = \epsilon_a \sum_i n_i + \sum_{i \neq j, \sigma} t_{ij} a_{i\sigma}^\dagger a_{j\sigma} + U \sum_i n_{i\uparrow} n_{i\downarrow} + \sum_{i < j} K_{ij} n_i n_j + \sum_{i < j} \frac{2}{R_{ij}}, \quad (1)$$

where t_{ij} is the hopping integral, U the intraatomic interaction magnitude, ϵ_a the atomic energy per site, and $2/R_{ij} = 2|\mathbf{R}_j - \mathbf{R}_i|^{-1}$ ion-ion interaction corresponding to the classical Coulomb repulsion (in atomic units).

We have the total number of electrons $N_e = \sum_i n_i$, and define the deviation from one-electron-per-atom configuration $\delta n_i = n_i - 1$. We rearrange¹⁶

$$\sum_{i < j} K_{ij} n_i n_j = \sum_{i < j} K_{ij} \delta n_i \delta n_j + N_e \frac{1}{N} \sum_{i < j} K_{ij} + (N_e - N) \frac{1}{N} \sum_{i < j} K_{ij}. \quad (2)$$

For half band-filling $n = N_e/N = 1$ the latter part disappears, and we can write $\sum_{i < j} K_{ij} \approx \sum_{i < j} K_{ij} n_i n_j$, thus introducing the *effective* atomic energy per site $\epsilon_a^{eff} = \epsilon_a + \frac{1}{N} \sum_{i < j} \left(K_{ij} + \frac{2}{R_{ij}} \right)$. Let us rewrite the Hamiltonian (1) in a following manner

$$\mathcal{H} = \epsilon_a^{eff} \sum_i n_i + \sum_{i \neq j, \sigma} t_{ij} a_{i\sigma}^\dagger a_{j\sigma} + U \sum_i n_{i\uparrow} n_{i\downarrow} + \frac{1}{2} \sum_{i \neq j} K_{ij} \delta n_i \delta n_j. \quad (3)$$

Since we are interested in calculating explicitly the average value $\langle \mathcal{H} \rangle$, we note that close to the metal–insulator boundary $\langle \delta n_i \delta n_j \rangle \approx 0$, hence we disregard this term in the calculation of energy.

A. Wave-Function Optimization

To calculate the microscopic parameters ϵ_a , t_{ij} , K_{ij} , U of the Hamiltonian (3) we choose the basis of

the orthogonalized-to-the-nearest-neighbors Wannier w_i functions constructed from 1s Slater-type orbitals (STO) Ψ_i

$$w_i(\mathbf{r}) = \beta \Psi_i(\mathbf{r}) - \gamma \sum_{j=1}^z \Psi_j(\mathbf{r}), \quad (4)$$

where β and γ (see¹⁰ eqs. (24) and (25)) are mixing parameters specified for the topology of the crystal, and depending explicitly on the overlap integrals of the single-particle functions. z is the number of nearest neighbors.

Obtaining the microscopic parameters from the first principles requires several integrations, since

$$\epsilon_a = \langle w_i | H_1 | w_i \rangle, \quad (5a)$$

$$t_{ij} = \langle w_i | H_1 | w_j \rangle, \quad (5b)$$

$$U = \langle w_i w_i | 2|\mathbf{r}_1 - \mathbf{r}_2|^{-1} | w_i w_i \rangle, \quad (5c)$$

$$K_{ij} = \langle w_i w_j | 2|\mathbf{r}_1 - \mathbf{r}_2|^{-1} | w_i w_j \rangle, \quad (5d)$$

where H_1 is the Hamiltonian for a single particle in the system, and $2|\mathbf{r}_1 - \mathbf{r}_2|^{-1}$ interparticle interaction in atomic units. Calculating (5) with basis as given in (4) requires solving very complicated series of integrals and can be simplified by approximating STO with a series of Gaussian functions

$$\Psi_i(\mathbf{r}) = \sqrt{\frac{\alpha^3}{\pi}} e^{-\alpha|\mathbf{r}-\mathbf{R}_i|} \approx \alpha^{\frac{3}{2}} \sum_{a=1}^p B_a \left(\frac{2\Gamma_a^2}{\pi} \right)^{\frac{3}{4}} e^{-\alpha^2 \Gamma_a^2 |\mathbf{r}-\mathbf{R}_i|^2}, \quad (6)$$

where B_a and Γ_a are parameters found by minimizing energy of the single atom ($\mathcal{H}_1 \stackrel{a.u.}{=} -\nabla^2 - 2|\mathbf{r} - \mathbf{R}_i|^{-1}$). p is a number of Gaussian functions used for the approximation. α is the inverse function size and will remain a variational parameter, allowing us to renormalize the ground state function to find the minimal energy for given lattice parameter R . For the sake of completeness we explicitly illustrate the quality of the-approximation (Figure 1) and the coefficient for different STO- p G basis (Table I).

B. Ground-state energy

As stated earlier we would like to determine the inverse wave function size α minimizing the ground-state energy. To obtain the values for given α and the fixed lattice parameter R we use *Statistically-consistent Gutzwiller approximation* (SGA)¹⁷. We extend the Gutzwiller approximation Hamiltonian

$$\mathcal{H}_{GA} = \epsilon_a^{eff} \sum_{i\sigma} n_{i\sigma} + \sum_{ij\sigma} t_{ij} q_{\sigma} a_{i\sigma}^{\dagger} a_{j\sigma} + NUd^2, \quad (7)$$

where the double occupancy number $d^2 = \langle n_{i\uparrow} n_{i\downarrow} \rangle$ and $q_{\sigma} = 2 \left(d\sqrt{1-2d^2-m} + \sqrt{d^2(1-2d^2+m)} \right)^2 / (1-m^2)$ for $n = 1$, by introducing the Lagrange-multiplier constrains

$$\mathcal{C}_{\lambda} = -\lambda_m \sum_i (m_i - m) - \lambda_n \sum_i (n_i - n). \quad (8)$$

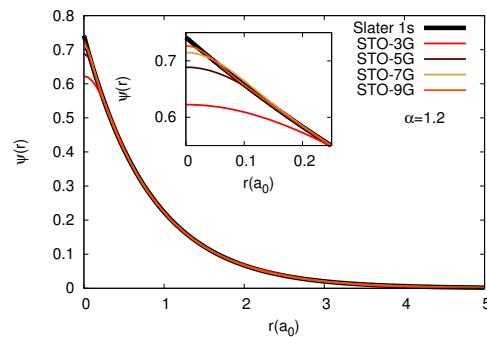


FIG. 1: Approximations of Slater 1s function centered on-site with different Gaussian resolution p (see (6) and Tab. I) for $\alpha = 1.2$ with respect to distance r from the ion. Inset: details for small distances. Note that the biggest contribution to the error is given by the part close to the node, hence small total error after integrating over whole space. As expected the 9 Gaussian basis (STO-9G) is far the best approximation.

where $m_i \equiv n_{i\uparrow} - n_{i\downarrow}$, $m \equiv \langle m_i \rangle$, $n_i \equiv n_{i\uparrow} + n_{i\downarrow}$, and $n \equiv \langle n_i \rangle$.

Finally, we use the operator $\mathcal{K} = \mathcal{H}_{GA} + \mathcal{C}_{\lambda}$ as our effective Hamiltonian. Mean fields d^2 and m , as well as the Lagrange multipliers λ_m and λ_n , and the chemical potential μ are all determined variationally.

Once the ground-state energy is found as a minimal value for some α_{min} , we get the set of values - the microscopic parameters (5) in the ground state. Below we discuss the properties of our results in comparison to those obtained earlier¹².

III. GAUSSIAN BASIS RESOLUTION

In our previous approach¹² we favored the Gaussian basis consisting of 3 functions. We argued that the quality of such an approximation is sufficient, and that the numerical effort to obtain results in higher Gaussian resolutions ($p > 3$) is unnecessary. The computational complexity scales

$$\epsilon_a, t \propto p^2, \quad (9a)$$

$$U, K_{ij} \propto p^4, \quad (9b)$$

where p is the resolution. Hence the time of calculating the full set of data points is increased by a factor of 200 when replacing STO-3G to STO-9G basis.

A. STO-3G versus STO-9G

For our *ab initio* calculations we have selected STO-9G basis. It is much better (cf. Figure 1) than STO-3G, while time of the calculation is still acceptable.

The dependence of the ground-state Energy E_G with respect to the lattice parameter R (Figure 2) is the main outcome. Similarly to the previous case¹², there are two local minima - one associated with the metallic phase ($d^2 \neq 0$), and one with the Mott insulating phase ($d^2 = 0$). The transition occurs at $R = R_C = 4.12a_0$ (compared to $R_C^{old} = 4.1a_0$), but its nature is not changed, as it still

TABLE I: B_a and Γ_a coefficient obtained by minimizing the single-particle energy with wavefunctions given by (6).

STO-3G		STO-5G		STO-7G		STO-9G		
B_a	Γ_a^2	B_a	Γ_a^2	B_a	Γ_a^2	B_a	Γ_a^2	a
0.7079069	0.4037496	0.4862397	0.3428813	0.3347926	0.3073439	0.2333815	0.2832535	1
0.3460096	0.8919739	0.4687430	0.6489746	0.4947580	0.5341995	0.4735227	0.4656983	2
0.0691531	1.9705714	0.1446282	1.2283203	0.2218991	0.9285009	0.2825582	0.7656564	3
		0.0307340	2.3248533	0.0674427	1.6138428	0.1065788	1.2588187	4
		0.0093803	4.4002717	0.0188009	2.8050467	0.0341750	2.0696289	5
				0.0038829	4.8754978	0.0099417	3.4026852	6
				0.0018480	8.4741829	0.0032307	5.5943683	7
						0.0006094	9.1977233	8
						0.0004466	15.1220138	9

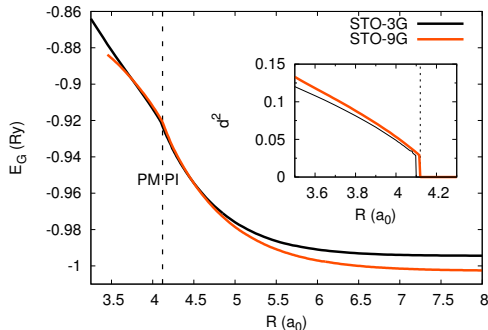


FIG. 2: Ground-state energy versus lattice parameter R for different STO- p G basis. Note more realistic behavior in the metallic ($R < R_C = 4.12a_0$) regime with non-trivial R dependence. Inset: Double occupancy mean field versus lattice parameter R for different STO- p G basis. Note no qualitative changes of behavior

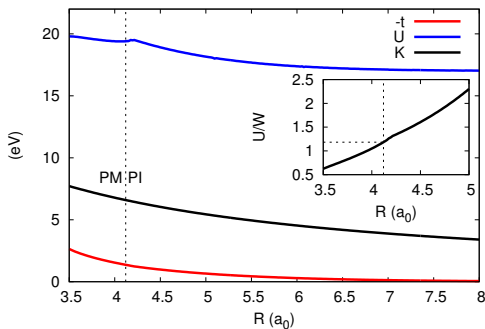


FIG. 3: The microscopic parameters t , U and K versus lattice parameter R . Inset: U/W ratio with bandwidth $W = 2z|t|$ and on-site repulsion U .

is a *weakly* discontinuous transition (observe the obvious discontinuity of double occupancy number, cf. inset in Fig. 2).

In Figure 3 we plot the values of the nearest-neighbor hopping ($-t$), on-site repulsion U , and the nearest-neighbor intersite repulsion K . Even though there are no qualitative changes in the values in comparison with¹² we present this for the sake of completeness.

In¹² we have shown that our transition satisfies both the Mott and the Hubbard criteria for metal-insulator transition. Below we refer to them while discussing the new results.

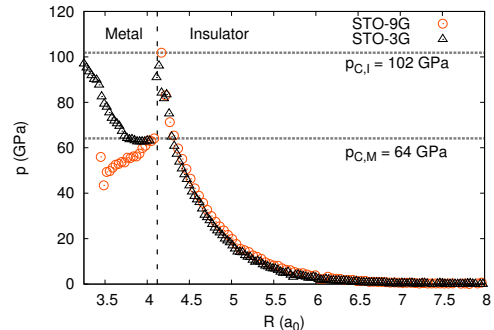


FIG. 4: Stabilizing pressure for a simple-cubic atomic solid hydrogen crystal versus lattice parameter R for different STO- n G basis. Note only a slight change in obtained critical pressure $p_C = 102$ GPa for significantly larger STO-9G basis. The qualitatively different behavior of stabilizing pressure in the metallic ($R < R_C = 4.12a_0$) regime is caused by non-trivial behavior of energy in this regime (see Fig. 2 for details).

B. The Mott and the Hubbard criteria

The original Mott criterion^{5,6} $n_C^{1/3} a_B \sim 0.2$ can be rewritten by substituting α^{-1} for the effective Bohr radius a_B and defining the particle density as $n_C = R_C^{-3}$. We get $n_C^{1/3} a_B = R_C^{-1} \alpha^{-1} \approx 0.22$, a slightly better outcome than in¹² (as it is predicted with a better accuracy).

As shown in inset to Fig. 3, the ratio (U/W) for critical lattice parameter $R_C = 4.12a_0$ is equal 1.18 in consistency with¹³.

C. Metallization pressure

Our model represents a 3-dimensional simple-cubic crystal of the atomic hydrogen (one electron per ion, $1s$ orbitals) undergoing the Mott-Hubbard transition. It is clear that the minimal value of energy (cf. Figure 2) of such a crystal is reached for lattice parameter $R \rightarrow \infty$. Thus one require external pressure p for its stabilization, that can be obtained classically as the force per cell $F = |-\nabla_R E_G|$ over the elementary cell area $A/N = R^2$. In Figure 4 we plot such pressure versus lattice parameter R and provide a comparison between the previously obtained (STO-3G¹²) results and the new ones.

We have calculated the metallizing pressure $p_C = 102$ GPa assuming that our model is static - this assumption is not quite correct within the quantum-mechanical

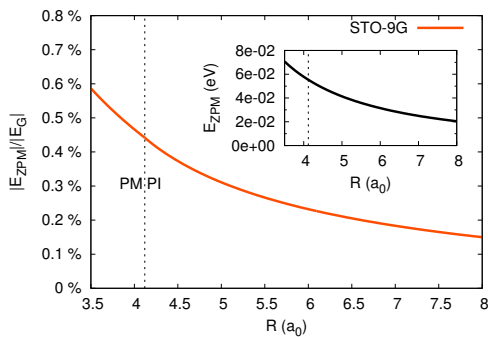


FIG. 5: The relative magnitude of estimated zero-point motion energy with respect to ground-state energy at given lattice parameter R . Note that result below 0.5% at the metal-insulator transition shows that the correction from ZPM to the critical pressure can be disregarded. Inset: explicit value of estimated zero-point motion energy.

world, where there is always a non-zero energy of zero-point oscillations. In the next section we deal with this problem by estimating the contribution of zero-point motion to the total energy.

IV. ZERO-POINT MOTION ENERGY

We introduce (following approach similar to¹⁸) the uncertainties of the momentum $\delta\mathbf{P}$ and position $\delta\mathbf{R}$. The energy of a distortion per ion is

$$\Delta E = \frac{\delta\mathbf{P}^2}{2M_{H^+}} + \frac{1}{2} \sum_{i \in \{x, y, z\}} \left(\frac{e^2}{R + \delta R_i} + \frac{e^2}{R - \delta R_i} \right). \quad (10)$$

By applying the uncertainty relation $\delta\mathbf{P}^2 \cdot \delta\mathbf{R}^2 \geq 3\hbar^2/4$ and minimizing (10) with respect to R_i 's we get a set of local extrema, from which the global minimum is

$$\Delta E_0 = 3 \frac{e^2}{R} + \frac{\hbar \left(4\sqrt{6}eMR + \sqrt{M}\sqrt{R}\hbar \right)}{8M^{3/2}R^{5/2}}, \quad (11)$$

$$|\delta\mathbf{R}_0| = \sqrt{\frac{3R^2}{2\sqrt{6}\frac{e}{\hbar}\sqrt{M}\sqrt{R+1}}}, \quad (12)$$

where R is the lattice parameter. The first term of (11) is related to the Coulomb repulsion of ions and the second $E_{ZPM} \equiv \Delta E_0 - 3e^2R^{-1}$ is the zero-point oscillation energy.

In Figure 5 we show the ratio of $|E_{ZPM}|$ to the ground-state energy $|E_G|$. Since it is slowly-changing and is about two orders of magnitude smaller than the ground-state energy, our approach of omitting it in the calculation of metallization pressure holds.

V. CONCLUSIONS

In this paper we established that the choice of the STO-3G basis in¹² was not influencing results qualitatively, and that the computational simplicity and total CPU time conservation are allowing us to examine also a full picture with an external magnetic field, preserving main properties of the system. Better accuracy (Subsection II A) increases the quality of the results (cf. Figure 2), but does not change our understanding of the metal-insulator transition in this model.

The analysis of zero-point motion carried out in Section IV reinforces our previous results and suggests that the energy of oscillations does not increase the stabilization pressure significantly.

VI. ACKNOWLEDGMENTS

I would like to thank Professor Józef Spałek for critical reading of this paper as well as Dr. Andrzej Biborski and Marcin Abram for discussions.

The work was realized as a part of the TEAM project awarded to our group by the Foundation for Polish Science (FNP) for the years 2011-2014.

* Electronic address: kadzielawa@th.if.uj.edu.pl
¹ J. Hubbard, Proc. Roy. Soc. (London) **276**, 238 (1963).
² M. C. Gutzwiller, Phys. Rev. Lett. **10**, 159 (1963).
³ M. C. Gutzwiller, Phys. Rev. **137**, A1726 (1965).
⁴ J. Kanamori, Progress of Theoretical Physics **30**, 275 (1963).
⁵ N. F. Mott, Proceedings of the Physical Society. Section A **62**, 416 (1949).
⁶ N. F. Mott, *Metal-Insulator Transitions* (Taylor and Francis, London, 1990), 2nd ed.
⁷ F. Gebhard, *The Mott Metal-Insulator Transition* (Springer, Berlin, 1997).
⁸ M. Imada, A. Fujimori, and Y. Tokura, Rev. Mod. Phys. **70**, 1039 (1998).
⁹ I. Bloch, in *Understanding Quantum Phase Transitions*, edited by L.D. Carr (CRC Press, Boca Raton, 2011), Ch. 19.
¹⁰ J. Kurzyk, W. Wójcik, and J. Spałek, Eur. Phys. J. B **66**,

385 (2008), Part I.
¹¹ J. Spałek, J. Kurzyk, R. Podsiadły, and W. Wójcik, Eur. Phys. J. B **74**, 63 (2010), Part II.
¹² A. P. Kadzielawa, J. Spałek, J. Kurzyk, and W. Wójcik, Eur. Phys. J. B **86**, 252 (2013), Part III.
¹³ J. Hubbard, Proc. Roy. Soc. (London) **281**, 401 (1964).
¹⁴ N. W. Ashcroft, Phys. Rev. Lett. **21**, 1748 (1968).
¹⁵ E. Wigner and H. B. Huntington, J. Chem. Phys. **3**, 764 (1935).
¹⁶ A. Rycerz, Ph.D. thesis, Jagiellonian University (2003), URL http://th-www.if.uj.edu.pl/ztms/download/phdTheses/Adam_Rycerz_doktorat.pdf.
¹⁷ J. Jędrak, J. Kaczmarczyk, and J. Spałek (2010), arXiv:1008.0021 [cond-mat.str-el].
¹⁸ J. Spałek, R. Podsiadły, W. Wójcik, and A. Rycerz, Phys. Rev. B **61**, 15676 (2000).