Mutual Funds

Flexible

Fund name	Tax Status	Buy	Redeem	% Change Daily	This Month's	This Year's
I.B.I Sivan	M	290.24	289.54	1.15	1.51	4.26
Afikim Flexible	M	350.55	349.84	-0.27	-0.43	4.59
Alumot Possible	M	114.33	112.37	0.88	1.74	10.04
Analyst Diversified	M	2017.48	2000.61	0.03	0.88	15.75
Analyst Investments	M	247.41	232.84	1.73	2.87	● 24.10
Apex Flexible	M	309.62	308.79	1.08	2.94	10.85
Asif	M	138.72	138.55	0.65	2.07	4.40
Bloch Rotstein Flexi	T	341.72	335.34	1.43	-2.07	4.04
Clal Finansim Gmisha	M	246.14	244.37	0.36	1.62	6.63
DS Flexible	M	292.36	291.90	0.25	0.77	9.02
Dikla Moked	T	5147.64	5136.53	0.16	0.14	14.17
Emda Flexible Fund	T	4962.87	4962.87	0.46	1.87	6.48
Epsilon Flexible	T	225.50	225.02	0.00	1.06	4.41
Igud Flexible	T	245.10	243.87	-0.07	0.47	6.17
Igud Impact Flexible	M	128.19	127.92	0.09	1.56	5.34
Ilanot Flexible	T	377.38	375.00	-0.38	-3.59	-4.76
Ilanot Potential	M	200.16	196.80	0.12	0.97	2.30
Ilanot Tidhar	T	3939.65	3918.58	0.86	-0.53	9.37
Investec Dinamit	M	147.38	145.99	2.21	1.52	6.20
Investec Flexible	T	1276.36	1262.75	-0.25	0.96	1.15
Kivun Flexible	M	147.30	144.85	3.01	1.77	10.65
Lahak Flexible	M	1160.42	1152.01	0.61	0.27	4.73
Lamashkia	E	973.27	959.97	1.20	● 4.16	16.28
Models Flexible	M	131.60	130.70	1.09	1.22	4.46
Otzar Flexible	T	101.24	100.31	0.26	0.81	5.61
P.K.N Maalot	M	33.79	33.74	0.30	0.06	-2.17
P.K.N flexible	M	332.95	332.31	0.16	0.89	6.27
Pekan Saar Flexible	T	249.22	248.71	-0.08	0.21	5.60
Pia Flexible Hayovel	M	290.92	290.25	0.20	2.77	14.86
Pia Flexible Kela	M	1290.71	1290.71	0.42	2.22	8.39
Psagot Flexible	M	797.62	796.07	0.79	2.07	10.56
Psagot Megama	M	512.01	511.07	0.74	3.12	11.23
Quattro Diversified	M	112.95	112.46	0.73	1.35	2.69
Ramco 20-Flexible	M	575.58	574.56	0.02	0.69	4.68
Shuham Flexible	M	116.48	115.09	-0.59	-1.68	1.95
Sigma Flexible	M	143.38	142.03	-0.15	0.59	6.19
Yesodot	M	4193.09	4124.77	0.43	-1.87	3.91

General Stocks

Fund name	Tax Status	Buy	Redeem	Daily	This Month's	This Year's
Pekan Star	T	207.51	206.02	0.11	0.33	9.85
Afikim Shares	M	590.65	589.57	-0.49	0.23	6.00
Analyst Shares	M	2743.32	2717.92	0.19	-0.27	9.92
Apex Shares	M	263.02	262.46	0.22	2.19	9.08
Bloch Rotstein Share	T	176.91	173.61	1.08	-1.82	3.81
Btoha Maslol Mnayot	M	129.24	128.32	0.05	0.39	4.39
Capital Berge Shares	M	267.59	266.79	0.07	1.38	11.13
DS Share Investment	M	173.84	173.49	-0.01	0.28	6.01
Dikla Mikud 30	M	122.74	122.50	0.49	-0.99	12.79
Epsilon 36	M	178.61	178.21	0.20	0.16	4.74
Epsilon Shares	M	286.84	286.16	-0.06	-0.19	6.14
Igud Shares	M	162.18	161.41	0.15	1.26	8.98
Ilanot Dekel	M	5751.79	5711.34	0.25	-0.37	7.59
Investec Shares & Co	M	143.61	142.04	0.10	0.11	3.67
Kivun Israel	M	57.64	56.50	-0.05	0.71	10.76
Lahak Shares Mileniu	T	142.61	142.34	0.11	0.13	7.43
Lahak Sharesst 30	M	165.51	165.18	-0.03	0.75	5.34
Lahak Zamir	T	986.51	984.36	0.14	1.19	6.59
Meitav Shares	M	436.57	434.40	0.17	0.80	4.81
Nesua Zanex Shares	M	760.43	758.75	-0.20	-0.21	4.66
Optimom Stocks	M	116.24	116.03	0.12	0.83	2.05
Otzar Shares	T	150.58	148.80	0.31	0.68	4.91
P.K.N Mivhar Menayot	M	121.23	121.00	0.09	0.40	3.27
Peilim Menayot	M	140.47	139.48	-0.01	0.40	6.17
Pekan Erez	M	561.65	560.29	0.01	0.76	10.71
Pia Focused Yahalom	M	2092.93	2087.90	0.36	2.38	10.77
Pia Shares & Co Odem	M	1769.98	1765.86	0.31	1.39	9.58
Pia Shares Team	M	95.83	95.61	1.30	1.75	7.97
Psagot 20	M	117.76	117.56	0.65	● 2.86	9.09
Psagot Basket Shares	M	118.30	118.10	0.30	0.67	5.01
Quattro Shares	M	105.03	104.57	1.03	1.47	5.57
Ramco Shares	T	202.73	200.23	0.16	0.52	14.40
Simodan Shares & Con	T	69.83	69.68	-0.11	-0.33	0.58
Tamir fishman Shares	M	155.09	154.66	0.57	0.26	11.14
Tshuot Sufa Shares	M	320.95	318.29	0.49	2.76	● 14.57

T-A 25 Stocks

Fund name	Tax Status	Buy	Redeem	Daily	This Month's	This Year's
Apex T-A25	M	121.39	121.16	-0.15	0.39	4.40
D.B.M Maof	M	114.36	114.12	-0.14	0.21	● 8.42
Dikal Maof Kiflaim	M	126.52	126.24	-1.37	-1.79	4.43
Dikla Maof	T	133.35	133.08	-0.43	-0.59	2.12
Dikla T-A 25	M	330.55	329.90	-0.45	-0.31	2.44
Emda T-A 25	T	315.96	315.96	-0.45	-0.32	2.31
Gmool Sahar T-A25	M	124.46	123.97	-0.47	-0.23	3.02
Harel Mshklot T-A 25	M	109.68	109.46	-0.45	-0.24	2.58
Harel T-A 25	M	95.50	95.26	-0.38	-0.55	2.61
I.B.I Sal T-A 25	M	116.45	116.45	-0.45	-0.14	3.03
Iahav Masad T-A 25	M	114.06	113.51	-0.46	0.49	3.39
Igud Im TA25 Dinamit	M	136.45	135.91	-0.69	-0.48	1.96
Igud Team TA-25	T	139.73	139.04	-0.38	-0.09	2.35
Ilanot Maof plus	M	65.45	64.97	-1.62	-2.70	0.57
Ilanot Maof	M	321.45	320.02	-0.49	-0.21	2.51
Ilanot T-A 25	T	4036.39	4018.05	-0.36	-0.02	2.27
Investec Maof	M	369.86	369.16	-0.48	-0.27	2.51
Jerusalem Maof	M	2346.89	2346.19	-0.42	-0.76	1.22
Lahak Maof Agresivit	M	116.90	116.11	-0.82	-1.93	1.04
Lahak Maof Defensivi	M	154.49	154.32	-0.16	-1.14	-0.36
Lahak T-A 25	M	106.13	105.93	-0.50	-0.57	1.93
Maof Keflaim	M	159.32	158.18	-1.39	-3.78	1.24
Marcantil TA25 Mogan	T	112.49	112.25	-0.20	0.17	0.51
Markantil T-A 25	T	125.09	124.85	-0.49	-0.25	2.02
Meitav Maof Plus	M	230.47	228.29	-0.72	-1.43	3.95
Meitav T-A 25	M	125.70	125.13	-0.14	0.00	1.17
Menorah T-A 25	M	108.98	108.71	-0.49	-0.38	2.46
Models Maof 25+	M	140.49	139.74	-0.58	-0.09	3.24
Nesua Maof plas	M	3957.44	3951.08	-0.40	-0.70	0.72
Otzar Maof	T	205.31	204.43	-0.37	-0.31	1.65
P.K.N Defensive TA 2	M	75.04	74.29	-0.12	-0.36	2.29
Pekan Blue Chip	M	117.82	117.59	-0.15	-0.20	2.11
Pekan Maale Maof	M	274.79	274.25	-0.49	-0.49	1.95
Pia Shares T-A25	M	297.90	297.32	-0.32	-0.36	2.48
Pia T-A 25 Agresivit	M	101.62	101.41	-0.21	-1.31	1.26
Psagot Maof Premia	M	115.23	114.99	-0.13	0.40	4.03
Psagot Maof+Nigzarim	M	95.66	95.47	-0.29	● 1.25	5.27
TA 75 Ribua Gmul Sah	T	143.36	142.50	-1.18	-1.23	2.84

T-A 100 Stocks

Fund name	Tax Status	Buy	Redeem	Daily	This Month's	This Year's
Alumot T-A 100	M	154.87	154.56	-0.22	-0.50	5.11
Analyst T-A 100	M	139.92	138.69	-0.05	-0.29	9.82
Dikla Meretz 100	M	1024.94	1022.46	0.14	-0.06	● 15.11
Emda T-A 100	T	2935.20	2935.20	-0.07	-0.22	4.89
Excellence T-A 100	M	997.11	990.72	-0.66	-1.82	4.38
I.B.I T-A 100	M	1620.20	1617.03	-0.16	-0.21	5.52
Igud Impact TA 100	M	106.23	105.70	-1.06	-2.85	5.70
Ilanot T-A 100	M	4570.13	4549.75	-0.16	-0.63	5.04
Lahak Nivhert Mnayot	T	151.98	151.68	0.26	0.92	4.63
Lahak Tor 100	M	706.48	705.08	-0.20	-0.58	4.42
Magic-Moritz Shares	M	479.36	471.43	-0.38	-0.21	—-
Meitav T-A 100	M	164.03	163.27	0.06	0.74	4.03
Meitav TA 100 Plus	M	101.28	100.56	-0.31	-2.01	0.56
Menora T-A 100	M	107.75	107.48	-0.24	-0.71	4.49
Nesua Team T-A100	M	76.07	75.92	-0.22	-0.14	2.94
P.K.N Dynamic TA100	T	312.54	311.94	-0.11	0.09	3.91
Pekan T-A 100	M	268.79	268.27	-0.22	-0.75	4.17
Pia Bdolach T-A 100	M	1809.73	1809.73	0.15	0.48	6.10
Psagot T-A 100	M	586.20	586.20	0.47	● 1.11	7.05
Psagot TA 100 Agress	M	140.45	140.19	0.13	0.44	7.60
Rothschild Shares	M	122.27	120.83	-0.16	-0.82	2.43
Solomon Ta 100	M	482.48	480.39	-0.02	0.70	7.01

T-A 75 Stocks

Fund name	Tax Status	Buy	Redeem	Daily	This Month's	This Year's
Dikla Mamon 75	M	467.22	466.12	0.33	-1.19	● 12.86
Emda 75	T	86.63	86.63	0.27	-0.47	6.44
Harel T-A 75	M	178.21	177.72	0.11	-0.74	8.51
I.B.I Index T-A 75	M	119.80	119.57	0.20	-0.73	8.21
Iahav Masad TA 75	M	134.59	134.31	0.39	● 0.98	9.25
Igud Team T-A 75	M	238.66	237.47	0.20	-0.86	7.90
Ilanot Shekel 75	M	1510.77	1503.99	0.13	-0.90	7.91
Ilanot TA75 Agresive	M	149.06	148.00	0.02	-1.65	8.38
Jerusalem 75	M	2960.07	2954.19	0.18	-1.10	7.62
Lahak T-A 75	M	89.28	89.10	0.21	-0.80	8.04
Markantil T-A 75	T	171.95	171.62	0.10	-0.34	6.86
Meitav TA 75	M	140.04	139.41	0.17	0.43	6.18
Modelim TA 75	M	98.70	98.52	0.05	0.47	—-
P.K.N Tel Aviv 75	M	80.10	79.95	0.19	-0.37	10.15
Pia T.A. 75	M	998.52	998.52	0.16	-0.53	6.95
Psagot TA 75	M	1079.83	1077.79	0.37	0.68	8.65

Yeter (Small Cap Stocks)

Fund name	Tax Status	Buy	Redeem	Daily	This Month's	This Year's
Analyst Aggressive	M	390.91	384.35	0.04	1.75	● 21.92
DS Shares Yeter	M	255.25	254.70	0.52	1.70	14.12
Dikla Shares Yeter	M	176.89	176.54	0.34	1.00	21.54
Emda Yeter	T	2138.88	2138.88	0.37	1.86	8.75
Epsilon Yeter	M	85.59	84.57	0.24	1.26	14.76
Excellence Aggresive	M	510.70	506.90	0.34	0.71	15.24
Harel Yeter	M	53.05	52.91	0.92	0.84	9.79
I.B.I Yeter	M	177.06	176.29	0.37	1.26	13.00
Ilanot Yeter 50	M	134.09	133.17	0.09	2.49	16.14
Lahak Shares Yeter	T	108.87	108.12	0.21	0.78	10.21
Meitav Yeter	M	134.93	134.01	0.14	2.06	12.19
Mercazit Yeter P 120	M	273.10	271.10	0.13	4.58	20.52
Omega	M	180.59	177.63	-0.20	● 5.58	9.58
Pekan Adif	M	139.27	138.33	0.09	1.83	20.54
Pia Zinuk Yeter	M	68.14	67.99	0.16	4.58	15.65
Psagot PotencÇ Yeter	M	77.70	77.56	0.36	2.13	15.54
Psagot Yeter	M	309.65	309.65	0.34	2.15	14.61

Stock According to Sector

Fund name	Tax Status	Buy	Redeem	Daily	This Month's	This Year's
Pekan Hon	M	192.26	191.90	-0.34	-1.10	3.04
Ahrayut Oil & Shares	M	303.55	302.18	-0.39	1.25	8.34
Analyst Industries	M	897.45	889.09	0.18	-0.27	9.85
Analyst Properties	M	168.35	166.46	0.46	● 3.06	19.92
Dikla Export	M	305.78	305.17	0.40	-0.60	—-
Dikla Mor	T	3009.10	3001.28	0.45	-0.11	13.82
Dikla Real Asset	T	643.98	642.83	0.35	1.13	14.10
Jerusalem Real Estat	M	488.03	487.07	0.52	1.01	15.35
Lahak Dividends	M	556.90	555.88	0.04	-0.09	5.34
Lahak Export	M	147.05	146.77	0.55	1.37	8.25
Lahak Infrastructure	M	138.90	138.65	0.54	-0.50	10.23
Pekan Communication	M	97.93	97.70	0.31	2.44	11.62
Pia Export Plus	M	86.63	86.39	1.71	2.03	9.98
Pia Hon-sikun & Telt	M	123.16	122.89	0.68	2.02	13.27
Psagot Dividendim	M	99.30	99.13	0.37	—-	—-
Psagot Focus	M	158.77	158.44	0.97	1.43	7.77
Psagot Mabat Lashalo	M	246.44	245.98	0.89	2.65	12.00
Ramko Nadlan & Tasht	M	127.67	126.52	0.25	2.59	● 26.52

Options

Fund name	Tax Status	Buy	Redeem	Daily	This Month's	This Year's
Apex Equity Hedge	M	112.69	112.19	0.12	-0.31	2.61
Emda Shahevet	T	135.04	135.04	-0.78	-0.20	6.04
I.B.A Gidor Strategy	M	102.33	102.31	0.01	0.41	1.80
Ilanot Astrtgit Maof	M	112.03	111.65	0.00	1.52	5.01
Lahak Derivatives	M	263.16	263.16	0.15	0.05	1.69
Meitav Options	M	64.88	63.88	-0.39	-2.04	0.03
P.k.n Gidor Strategy	M	93.87	93.70	0.04	0.04	0.28
Psagot Top	M	113.05	112.87	0.00	● 2.42	● 13.60
Raam 90	M	76.32	74.52	1.78	-6.24	-15.95

Israeli Stocks Abroad and Hi-Tech

Fund name	Tax Status	Buy	Redeem	Daily	This Month's	This Year's
Pekan Atlas	M	177.42	176.12	2.31	-0.30	10.36
Analyst Technologies	M	85.41	83.23	1.52	-1.34	11.20
Clal Finansim HiTech	T	178.75	176.75	1.57	1.32	11.70
DS Technology	M	53.69	53.56	0.37	0.64	● 15.98
Dikla Mondial	M	462.81	459.93	2.11	-1.18	13.00
Dikla Tel-Tech	M	3576.08	3567.85	-0.32	-2.17	9.94
Emda High-Tech	T	128.60	128.60	2.23	-1.60	5.90
Emda Tel-Tech	M	58.03	58.03	-0.14	-0.51	10.79
Ilanot New York	M	159.00	157.77	2.06	-0.14	15.59
Ilanot Tel-Tech 15	M	1553.38	1542.58	-0.59	-1.78	10.47
Lahak Tel-tech	M	155.50	155.16	0.18	-0.91	9.50
Lahak TA Wall Street	M	222.37	221.09	1.56	0.66	9.53
Meitav High-Tech	M	153.05	151.47	2.01	0.63	8.89
Menorah High-Tech	M	46.84	46.70	2.37	-0.13	11.40
Modelim Technologit	M	101.87	96.52	2.13	-1.55	5.60
NesuaZanex High-Tech	M	115.51	114.42	1.61	0.29	8.44
Otzar High-Tech	M	50.41	49.60	3.44	0.85	8.94
Pia High-tech	M	79.94	79.67	2.23	0.62	10.13
Pia Olamit	M	216.05	215.21	2.19	-0.28	11.10
Psagot High-Tech	M	111.29	110.79	1.18	● 2.34	12.12
Rothschild Growth	M	33.80	33.32	2.11	-1.13	8.43
Tamir Phishman HiTec	M	111.58	110.79	1.23	0.60	10.79

Government Bonds

Fund name	Tax Status	Buy	Redeem	Daily	This Month's	This Year's
Pekan Yaara	T	773.98	772.46	0.08	0.48	0.60
Alumot Bonds	M	140.94	140.65	0.06	1.13	2.16
Analyst Gov't Bonds	M	593.73	589.75	0.08	0.86	0.73
Apex Zmudim Kzarim	M	104.54	104.34	0.13	0.77	1.18
Bond	M	145.51	144.51	0.26	-0.15	—-
Dikla Agach Medadai	M	102.50	102.50	0.03	0.51	-0.55
Dikla Madad	T	2349.58	2345.43	-0.02	0.08	-0.22
Dikla Mivhar Solidi	T	885.71	885.71	0.02	0.55	0.61
Dikla Nigvan	T	3055.10	3049.88	0.05	0.10	0.22
Dikla Stock & Bonds	M	107.61	107.61	0.08	0.01	0.20
Emda Gov't Bonds	M	1388.37	1388.37	-0.02	0.48	1.07
Emda Bond Plas	T	1969.92	1969.92	0.09	0.65	1.53
Emda Hisahon 2005	M	105.02	105.02	0.10	0.87	1.50
Emda Hisahon 2007	T	106.56	106.56	0.12	0.89	1.89
Emda Madadit	M	2026.71	2026.71	0.12	0.55	1.02
Epsilon Gov't Bonds	M	326.92	326.32	0.02	0.84	-0.98
Harel Tsmodei Madad	M	83.94	83.90	0.11	0.78	0.70
I.B.I Geva	M	606.53	605.13	0.09	1.13	● 3.13
I.B.I Madad	M	725.56	724.12	0.10	0.85	1.11
Iahav Ms Gov't Bonds	M	114.00	113.79	0.22	1.34	2.04
Igud Gov't Bonds	T	105.65	105.45	0.06	0.53	-1.26
Igud Hisahon Zamud	M	104.65	104.65	0.10	0.89	1.51
Ilanot M Hisahon	M	106.15	106.15	0.21	0.78	1.18
Ilanot Madad Kazar	M	903.66	901.97	0.09	0.60	1.26
Ilanot Monthly Incom	T	1319.75	1314.54	0.06	0.68	0.53
Lahak Medium Term	T	112.48	112.27	0.15	0.68	0.56
Lahak Madad Aroh	M	101.11	101.11	0.09	1.14	—-
Lahak Sharing	T	129.80	129.54	0.09	0.89	-0.14
Lahak Zmudim Arukim	T	732.46	731.05	0.05	0.56	-1.28
Lahak madad katzar	T	101.97	101.97	-0.06	0.59	1.03
Meitav Gov't Bonds	M	212.17	211.22	0.05	0.95	0.43
Menora Zmudim B	M	113.62	113.50	0.11	0.40	1.17
Menorah Zmudim Kzrim	M	122.27	122.14	-0.01	0.58	1.58
Menorah zmudim	T	129.60	129.31	0.02	0.55	-2.30
Mercazit Nazil	M	220.65	220.65	0.21	0.80	1.26
Models Gov Bond	M	155.00	154.87	0.08	1.25	—-
Nesua Extra Madad	T	108.64	108.62	0.05	0.67	0.72
Nesua Zanex Gov Bond	M	1778.15	1775.44	0.25	1.14	0.12
Otzar Gov't Bonds	T	217.14	215.62	0.20	0.46	0.47
P.K.N Active CPI Li	T	999.62	997.67	0.09	0.74	0.42
P.K.N Ducas	T	399.37	399.37	0.05	0.76	0.75
Peilim zmudi madad	T	105.69	105.49	0.12	0.57	0.51
Pekan 2005	M	100.05	100.05	0.21	0.79	1.14
Pekan 2007	M	102.29	102.29	0.12	1.00	1.97
Pekan Admin Gov Bond	M	112.65	112.46	0.03	0.78	0.37
Pekan Cpi linkedbond	M	143.96	143.96	0.13	0.57	0.66
Pekan Hilla	T	786.23	786.23	0.09	0.70	0.92
Pekan Long Term Cpi	M	364.12	364.12	0.12	0.57	-0.33
Pekan Zamud	T	1124.16	1122.03	0.06	0.33	0.73
Pia Dinamic	T	104.26	104.06	0.14	0.56	1.50
Pia Madad Binuni	T	6976.06	6962.69	0.03	0.64	0.22
Psagot Bond Plus	M	684.90	684.70	0.08	1.29	-0.17
Psagot Bonds	M	703.16	701.88	0.11	● 1.34	0.88
Psagot Madad	T	862.68	861.07	0.09	0.54	-0.37
Psagot Madadit	M	111.93	111.71	0.07	0.62	-1.44

General Bonds

Fund name	Tax Status	Buy	Redeem	Daily	This Month's	This Year's
I . B . I Guy	M	1055.69	1053.67	0.04	1.22	2.67
I.B.I Noga	M	1500.46	1497.76	0.10	0.79	3.71
Afikim Bonds	M	667.60	666.57	-0.13	1.19	3.51
Apex Madad	M	109.30	109.13	0.07	1.13	2.33
Apex Tshua	M	226.94	226.46	0.08	1.28	2.41
Bloch Rotstein Bonds	T	235.47	232.17	0.02	-0.33	0.58
Btoha Maslol 20	M	86.00	85.45	0.05	1.47	2.82
Btoha Maslol 30	M	115.17	114.39	0.06	1.72	3.08
Btoha Maslol 50	M	128.24	127.35	0.06	1.10	3.32
Capital Regul Bonds	M	159.49	159.21	0.09	0.80	0.95
Clal Finansim Bonds	E	112.29	112.12	0.12	0.60	0.98
Clal Finansim Shkool	M	244.27	242.68	0.07	1.20	3.45
Dikla Maayan	T	733.10	732.04	0.00	0.27	0.28
Dikla Shklaim Menayo	T	235.28	234.86	0.07	0.17	1.96
Emda Chance	T	118.26	118.26	0.74	-0.02	3.19
Epsilon Bond	M	217.33	216.91	0.00	0.35	1.38
Iahav Masad Tzmudim	T	111.68	111.46	0.26	1.34	0.74
Iahav Masad Zmudim K	T	108.92	108.92	0.11	0.65	1.78
Igud Tshuot	M	107.79	107.36	0.09	0.68	-0.74
Igud Impact Bonds	M	285.77	285.29	-0.02	0.69	1.04
Ilanot Bond File 20	M	1610.11	1603.54	0.11	0.54	2.60
Ilanot Bond Activit	T	2620.10	2608.97	0.09	1.01	-0.07
Ilanot Bond File	M	1701.32	1693.89	0.11	1.02	0.21
Ilanot Bond File 35	M	5729.53	5705.02	-0.01	0.21	2.14
Ilanot Bond File 50	M	5291.44	5269.00	0.14	0.05	3.63
Ilanot Bonds Plus	T	1263.23	1257.80	0.03	0.68	0.59
Ilanot zmudim	M	193.66	193.28	0.04	0.67	-1.65
Investec Gov' Bond	E	130.46	129.75	0.12	1.38	0.08
Investec Solidi Plus	T	1828.73	1816.04	0.10	1.06	1.31
Kivun Agah Dinamit	M	107.59	107.06	0.26	● 2.22	3.71
Lahak Active Bonds	T	117.35	117.25	-0.07	0.09	0.40
Markantil Bond	T	118.05	117.82	0.12	0.74	1.72
Markantil ZamudNazil	T	106.41	106.21	0.07	0.65	1.44
Mercazit B&E	T	113.06	113.06	0.02	0.31	0.96
Optimum Solidi	T	117.25	117.25	0.04	0.60	1.39
Otzar Bond Activit	T	105.67	104.94	0.13	0.74	0.75
Pekan Eitan Till 20	M	538.92	537.89	0.02	0.77	1.76
Pekan Meguvenet 30	M	906.15	904.24	0.11	0.96	2.80
Pia 80/20 Mutual Bon	M	315.96	315.96	0.22	1.30	1.40
Pia Bond Gavish	M	10547.67	10524.29	0.24	1.18	2.52
Pia Long term	M	326.31	325.67	0.06	0.79	-1.42
Pia Madad dinamict	M	1702.80	1699.55	0.10	1.13	1.52
Pia Short Term	T	827.66	826.08	0.06	0.72	1.24
Psagot Bond	M	113.41	113.23	0.07	1.85	1.75
Psagot Medadit -120	T	101.29	101.29	0.07	0.53	-1.46
Psagot Solidit	M	126.50	126.33	0.06	1.23	1.39
Quattro Bonds	M	118.46	118.28	0.18	0.90	0.68
Ramco Bonds	M	139.92	139.67	0.10	0.87	● 3.93
Rotshild Bond Dinami	M	108.30	108.12	0.10	1.02	0.45
Tamir Fishman Bonds	M	139.49	139.23	0.10	0.87	2.03
Tshuot Hen	M	259.69	258.48	0.15	1.47	1.80

Corporate and Convertible Bonds

Fund name	Tax Status	Buy	Redeem	Daily	This Month's	This Year's
Analyst Convertibles	M	141.15	139.51	0.06	0.74	● 6.39
Analyst Corp' Bonds	M	455.97	452.90	0.08	0.56	3.62
DS Bonds	M	263.96	263.64	0.07	1.28	3.15
Dikla Agach Hamara	T	1043.75	1041.94	0.14	0.72	3.22
Emda Company Bond	M	1649.59	1649.59	0.01	1.23	4.68
Investec GenÇ Bond R	M	150.38	149.64	0.11	1.10	2.45
Meitav ConvÇ Bonds	M	277.36	276.06	0.19	● 1.55	4.79
Meitav Tshua Madad	M	117.00	116.51	0.13	0.67	1.46
Nesua Zanex Corp' Bo	M	304.90	304.46	0.08	1.00	3.62
Pekan Corp' Bonds	T	621.78	620.72	0.11	0.89	3.01
Pia ConvÇ Bonds 50	T	377.09	376.41	0.04	1.19	4.49
Pia ConvÇ Bonds Or	M	1911.48	1908.08	0.07	1.53	4.88
Psagot Corp' Bonds	M	153.90	153.63	0.07	1.19	2.88
Psagot Yetsira	M	976.09	974.41	0.12	1.33	4.88
Simodan Bonds	E	108.31	108.10	0.09	0.31	3.11

Foreign Currency Bonds

Fund name	Tax Status	Buy	Redeem	Daily	This Month's	This Year's
Alumot Foreign Curre	M	118.90	118.67	0.03	0.88	3.89
DS Mateh Activit	T	92.43	92.43	0.21	1.82	5.71
Dikla dollar	T	1344.43	1344.43	0.01	1.44	4.01
Dollar Double Gmool	M	88.95	88.64	0.23	1.70	● 6.30
Emda Hasifa Dolar	T	438.34	438.34	-0.12	0.84	2.89
Excellence Dolal	M	117.28	117.28	-0.10	1.20	3.90
Excellence Matah Str	M	36.36	36.36	-0.08	1.37	4.60
I.B.I Foreign Curren	M	117.57	117.57	-0.04	0.88	3.79
Iahav Masad Foreign	T	102.29	102.29	0.00	1.03	3.19
Iahav Msd Dolar Plus	M	104.64	104.44	-0.09	0.75	3.16
Igud Dolarit	T	139.03	139.03	0.20	1.13	3.24
Ilanot Foreign Curre	E	302.20	301.64	0.18	1.12	3.70
Ilanot M Matach	M	94.97	94.79	0.00	0.79	2.74
Ilanot Matah Agresiv	M	1103.55	1101.12	0.15	● 1.95	6.09
Ilanot Matah Meguvan	T	1229.00	1226.81	0.10	0.50	1.10
Investec Foreign Cur	T	112.07	111.55	0.13	1.23	3.91
Jerusalem Foreign Cu	M	98.79	98.75	-0.09	1.20	3.44
Lahak Foreign Curren	T	812.70	812.70	0.26	1.24	3.69
Lahak Matach Agresiv	M	614.38	613.56	0.30	1.56	4.74
Lahak Matah Active	T	103.86	103.86	0.01	0.51	2.57
Lahak Matah Defensiv	M	103.21	103.21	-0.02	1.04	3.12
Lahak Matah Dolari	T	92.35	92.35	-0.02	1.05	3.36
Markantil Matah	M	104.63	104.46	0.06	1.13	3.66
Meitav Foreign Curre	T	456.10	456.10	-0.08	0.56	2.97
Menorah Dolar	M	131.60	131.32	0.02	1.26	3.56
Mercazit Dollar	T	352.94	352.94	-0.07	0.72	2.06
Moritz Foreign Curre	M	125.37	125.36	-0.11	1.65	2.70
Nesua Zanex Foreign	T	122.16	122.16	-0.03	1.25	4.25
Nesua Zanex Matah P	T	102.25	102.03	0.15	1.45	5.70
Otzar Foreign Curren	T	195.83	195.51	0.10	0.73	2.50
P.K.N Foreign Curren	T	467.61	467.61	-0.07	0.94	4.23
Peilim matah	M	100.58	100.39	0.00	0.85	2.96
Pekan Inbal Dolar	T	235.22	235.22	0.22	1.26	3.65
Pia Dolarit Inbar	T	148.13	148.12	-0.11	1.11	3.95
Pia Matach Agresivit	M	93.51	93.51	0.01	1.23	3.90
Psagot Dollar	T	747.16	747.16	0.01	1.42	4.64
Psagot Dollar Agress	M	103.42	103.42	0.11	1.86	5.49
Shuham Dolarit	M	104.94	104.73	0.08	1.19	3.49
Solomon Matach Plus	T	599.93	598.76	0.22	1.48	4.04
Tamir Fishman Bond M	M	91.16	90.98	-0.12	0.57	2.25

Foreign Stocks

Fund name	Tax Status	Buy	Redeem	Daily	This Month's	This Year's
Dikla India Indus	E	97.93	97.29	3.56	1.19	—-
Pekan Dow jones	E	793.32	787.37	1.31	-1.32	1.85
Afikim Foreign	M	480.49	477.96	2.00	0.39	3.51
Analyst Europe	T	268.31	262.24	1.51	-3.26	3.93
CapitalBerge Foreign	E	238.54	236.61	1.50	1.04	10.86
Cockerman Europe	E	105.17	104.42	1.71	-2.48	3.65
Dikla Chaina Comm	E	164.13	162.81	-1.68	-7.47	1.86
Dikla Global	E	126.99	126.31	1.99	-0.80	6.90
Dikla Medical	E	103.25	102.75	1.74	-2.75	2.75
Dikla Primary Stocks	M	100.00	100.00	—-	—-	—-
Emda 2 S.P	E	142.93	142.93	2.81	-2.95	3.78
Emda Asia	E	100.35	100.35	1.17	-0.61	0.35
Epsilon Globalit	M	70.51	70.01	1.49	-1.42	3.63
Epsilon Technologies	M	85.28	84.91	1.96	-0.60	6.30
Europe Stcks	E	111.46	110.51	0.85	-3.30	6.97
Gmool American buty	T	109.46	108.49	1.68	0.25	4.47
Gmool Sahar China	M	80.47	80.09	-0.89	-6.60	-4.06
Gmool Sahar Europe	T	94.06	93.66	1.50	-3.82	1.08
Gmool Sahar Zahav	T	44.21	44.04	0.80	4.81	-1.12
Harel Biotech	M	47.30	46.97	1.82	1.05	11.25
Harel Telecom	M	78.38	78.01	0.55	-1.49	4.19
I.B.I S.P 100	T	30.82	30.65	1.39	-1.54	3.37
I.B.I BioTechnology	T	55.20	54.35	1.44	-0.89	9.47
I.B.I Life science	M	809.54	805.24	1.53	-3.80	-3.86
I.B.I Semicondactor	M	94.12	93.54	0.78	-3.15	-0.15
IBI China	M	98.18	97.49	-1.60	-6.42	-3.78
Iahav Masad Foreign	M	111.48	110.04	1.82	-1.81	0.98
Igud Nasdaq	T	42.63	42.37	0.98	-0.05	2.69
Ilanot Asia	E	122.84	121.54	1.25	-2.38	6.17
Ilanot Foreign	E	660.59	653.64	1.62	0.32	11.38
Ilanot Latin America	E	97.86	97.27	1.87	0.12	—-
Ilanot Nasdaq 100	E	57.46	57.09	1.49	-1.47	0.83
Investec 500 S&P	M	117.43	116.93	1.18	-0.79	2.10
Investec Hasi Europe	T	208.86	207.86	1.43	-2.81	2.53
Investec Nasdak 100	M	113.14	112.67	1.44	-1.75	-0.74
Investec niki 225	M	121.68	121.19	1.74	8.25	9.90
Kivun Foreign	T	23.17	22.79	2.94	2.38	11.61
Lahak China	E	92.99	92.35	-1.82	-6.05	—-
Lahak Nasdaq	T	54.67	54.24	1.42	-1.33	1.33
Lahak Semicon	E	91.62	90.89	0.69	-2.83	—-
Meitav Big China	E	98.87	98.02	-0.64	-2.05	—-
Meitav BioTechnology	E	109.54	108.29	1.28	-1.29	10.78
Meitav Stock Global	E	105.25	104.14	1.51	-1.05	4.87
Mercantil World Bask	M	98.73	98.14	1.22	-0.99	—-
Mercazit World Index	T	76.15	75.48	1.47	-0.94	4.24
Moritz Globalit	T	98.93	97.30	1.57	-2.29	5.20
Nasdaq Kiflaym	T	51.25	50.56	2.33	-6.61	-5.92
P.K.N Foreign	M	116.40	114.99	1.56	-1.23	4.71
Pekan Biotechnology	T	95.15	94.46	2.11	-1.84	11.95
Pekan Farmatzbatika	E	96.58	95.90	1.27	-4.10	—-
Pekan S&P 500 Index	E	98.19	97.85	1.51	-0.11	5.08
Pia 100 S&P	M	375.33	373.45	1.62	-1.33	3.60
Pia Global Stocks	M	—-	—-	—-	—-	—-
Pia Nasdaq	M	293.20	292.06	1.58	-1.06	1.10
Psagot Biotchnology	E	93.34	92.97	0.98	-1.92	9.45
Psagot China & East	E	110.86	109.91	0.17	0.35	8.47
Psagot Foreign Stock	E	295.51	293.67	2.36	● 13.63	● 24.64
Psagot TopGlobal	T	85.94	85.64	1.39	-2.33	2.10
Rothschild Asia	T	94.79	91.73	2.15	6.96	14.38
Rothschild Europe	T	87.71	84.64	1.61	-4.11	3.28
Rothschild EuropeV	T	64.60	62.44	1.58	-2.83	4.69
Rothschild Int.Lider	T	89.66	85.93	1.97	1.86	9.03
Shuham Nasdaq	M	111.46	109.78	1.39	—-	—-
Sigma Technologit	T	56.54	55.86	1.62	-0.32	5.80
Solomon Nasdaq	T	61.83	61.71	1.10	-0.79	3.80
Tamir Fishman Hul	E	79.49	78.82	1.34	-2.12	4.15

Foreign Bonds

Fund name	Tax Status	Buy	Redeem	Daily	This Month's	This Year's
Afikim Matah Activit	E	135.60	135.27	0.11	1.22	4.70
Alfa	E	141.09	139.44	1.20	0.02	● 7.56
Apex Euro	E	142.54	142.15	0.09	-1.32	-0.26
Apex Foreigl Bond	E	110.95	110.68	0.27	0.63	4.07
Capital Berger Bonds	E	267.51	266.83	0.18	0.23	—-
Dikla Agach Inte $	T	100.73	100.73	-0.06	0.11	0.57
Dikla Pz'm Dolar Naz	T	102.00	102.00	0.28	1.23	3.63
Emda Tevel	T	1579.40	1579.40	0.96	-1.31	3.10
Epsilon Foreigl Bond	E	105.70	105.38	0.07	1.05	3.67
Excellenc Bond Bnlum	E	122.42	122.37	0.11	-1.06	0.48
Gmool Bond Benlumi	M	111.79	111.78	0.20	-0.31	1.22
Harel Matah Activit	E	219.61	219.61	0.02	0.91	3.50
I.B.I Foreigl D Bond	E	109.40	109.26	0.15	1.51	4.26
Iahav Masad Inter	E	95.93	95.68	0.26	1.32	3.83
Igud Euro	E	140.90	140.46	0.23	-1.46	-0.35
Ilanot Dolar Plus	M	96.38	95.97	-0.05	0.02	—-
Ilanot Euro	T	189.95	189.95	0.23	-1.37	-0.27
Ilanot Foreigl Bond	E	245.60	245.12	0.26	0.61	2.46
Ilanot Pazam Nazil	T	3499.92	3499.92	0.26	1.22	3.60
Investec Dollar Bond	E	100.77	100.37	-0.11	0.15	0.37
Lahak Euro	E	157.26	157.26	0.16	-1.31	1.44
Lahak Dolar Bonds	E	98.63	98.63	0.25	1.24	3.67
Lahak Euro Agresivit	M	118.75	118.58	0.03	-1.85	1.04
Lahak Euro Defensive	M	105.16	105.16	0.14	-0.68	1.08
Lahak Inter Bonds	T	105.76	105.76	0.65	0.54	—-
Lahak Matah Euro	T	106.02	106.02	0.13	-1.35	0.87
Lahak Pz"m Euro	T	104.55	104.55	0.20	-1.31	1.05
Lahak Pz"m Nazil	T	106.15	106.15	0.26	1.22	3.60
Markantil BondGlobal	M	112.14	111.82	-0.02	0.73	3.80
Meitav Inter' Bond's	E	106.93	106.40	0.21	-0.04	1.57
Mercazit Foreigl Bon	E	34.89	34.71	0.20	0.64	2.69
Mercazit Pazam Nazil	T	111.14	111.14	0.26	1.22	3.56
Nesua Extra Euro	T	150.06	150.01	0.23	-1.15	-0.49
Nesua Matach G	T	37.91	37.91	0.32	1.55	3.58
P.K.N Global Combine	M	345.39	344.58	0.79	0.33	5.06
P.K.N International	T	109.76	109.76	0.55	-0.14	2.83
Pekan Global Bond	T	98.34	98.34	0.30	-1.39	—-
Pekan Liquid Dollars	M	100.52	100.52	0.00	0.00	0.00
Pekan Patzam Nazil	M	102.07	102.07	0.27	1.28	—-
Pia Dolarit Binleumi	T	105.82	105.82	0.30	● 1.69	4.12
Pia Euro	T	148.72	148.72	0.10	-1.10	0.09
Pia Patsam Nazil	T	102.12	102.12	0.27	1.18	4.08
Psag Top Convertible	E	116.74	116.32	0.74	1.36	6.43
Psagot Agach Hul $	T	103.05	103.05	0.08	-0.79	-0.63
Psagot Dolarit	E	97.78	97.78	-0.12	1.64	4.75
Psagot Euro	E	110.80	110.80	0.07	-1.06	1.89
Psagot Foreigl Bond	T	131.42	131.42	0.32	0.29	3.36
Tamir Fishman Bond	T	82.72	82.51	0.43	0.36	2.52

Foreign Resident

Fund name	Tax Status	Buy	Redeem	Daily	This Month's	This Year's
Pekan Moria $	T	97.07	96.28	2.02	-1.00	6.50
Psagot Isr' Horizo$	T	94.29	94.11	0.52	1.02	6.94
Ilanot Dolar Bonds$	T	108.60	108.12	-0.11	0.23	0.36
Ilanot Ilan $	T	457.54	453.25	0.92	-0.09	3.07
Lahak Balfor $	T	100.20	100.20	-0.04	-0.36	-0.21
Lahak Cosmos $	T	184.37	184.37	0.04	-0.15	-0.12
Lahak T-A25 dinamit$	M	233.49	232.85	0.85	-1.09	-1.23
Lahak Uro Bonds$	T	130.15	130.15	-0.08	-2.41	-2.44
Pekan Global Bonds	T	99.76	99.76	-0.24	—-	—-
Pekan IsrÇ HighTech$	T	39.91	39.79	1.69	1.27	6.02
Pia Agach Prime $	T	146.16	146.09	-0.05	0.45	0.84
Pia Gmisha Target $	T	101.86	101.49	1.21	-0.48	3.85
Psagot Globe $	T	203.88	202.50	2.19	● 13.27	● 19.24
Psagot Top World$	T	90.95	90.60	1.17	-3.67	-1.99

Opposite Exposure Underlying Asset

Fund name	Tax Status	Buy	Redeem	Daily	This Month's	This Year's
Ilanot Hasifa TA25	M	78.01	77.74	0.84	0.91	-2.08

Mixed

Fund name	Tax Status	Buy	Redeem	Daily	This Month's	This Year's
Pia Meorevet	M	11561.73	11535.03	0.21	● 2.18	7.61
Capita Hashka Meshu	M	221.07	220.61	0.05	—-	—-
DS Dinamic Investmen	M	81.00	80.85	0.29	—-	—-
DS Solid Invesment	T	112.94	112.84	0.04	0.56	0.13
Dash Hashka Meuzent	M	119.92	119.81	0.08	1.49	—-
Emda Koleket	T	301.94	301.94	0.14	0.62	2.85
Lahak Mixed	T	1135.28	1133.26	-0.12	-0.18	1.29
Psagot Meshulevet	M	1261.31	1259.14	0.17	2.02	● 8.84

Money Market

Fund name	Tax Status	Buy	Redeem	Daily	This Month's	This Year's
120 Hanpakot Makam	T	101.10	101.10	0.04	0.70	1.10
Lahak Shekel Kazar	T	110.28	110.28	0.04	0.47	1.00
Apex Ksafim	M	111.76	111.76	0.04	0.73	0.99
Apex Shekel Dinami	T	101.59	101.59	0.04	1.14	● 1.43
Atidim Shiklit	M	101.14	101.14	0.01	0.35	1.14
Clal Finansim Pidion	M	113.44	113.44	0.09	1.88	-0.11
Clal Finansim Shikli	E	114.62	114.62	0.04	0.94	-0.07
DS Shiklit	T	123.74	123.74	0.06	0.86	0.32
Dikla Short Run	M	100.59	100.59	0.04	0.58	—-
Dikla Gilon Mogan Ms	T	441.02	441.02	0.06	0.58	-0.30
Dikla Hisahon Kazar	T	106.40	106.40	0.00	0.33	0.93
Dikla Hisahon Nazil	T	109.65	109.65	0.00	0.29	0.87
Dikla Hisahon Shikli	T	119.42	119.42	0.04	0.69	0.19
Dikla Migzar Shekli	T	237.82	237.82	0.03	0.48	0.66
Dikla Shahar Aroch	M	118.30	118.30	0.06	1.29	-0.72
Dikla Shkalim Arukim	T	119.97	119.97	0.08	1.44	-1.06
Dikla short	T	159.31	159.31	0.03	0.47	0.88
Emda Hisahon Shekel	T	111.17	111.17	0.06	1.67	-0.23
Emda Ksafim	M	106.47	106.47	0.01	0.34	1.01
Emda Magen Mas 2009	T	100.26	100.26	0.13	1.25	-0.25
Emda Money Market	T	92.93	92.93	0.05	0.67	0.16
Emda Quote Tax Free	T	115.76	115.76	0.00	0.32	0.95
Emda Shiklit	T	161.15	161.15	0.08	0.83	0.25
Epsilon Shklim Nzilm	T	126.18	126.17	0.08	1.35	-0.58
Excellence Activit	M	1943.26	1943.26	0.08	1.37	-1.32
I.B.I Gambo Shekel	T	112.72	112.72	0.01	0.29	0.89
I.B.I Gambo Shiklit	M	101.73	101.73	0.02	0.35	1.01
I.B.I Money Market	M	216.22	216.22	0.07	1.15	-0.01
Iahav M Money Market	T	112.35	112.35	0.01	0.38	0.94
Iahav Masad Shiklit	T	119.05	119.05	0.07	1.14	0.52
Iahav Masad Shiklit	T	112.19	112.19	0.00	0.30	0.90
Iahav Masad Shiklit	T	118.94	118.94	0.06	1.39	-1.25
Igud Hisahon Shekel	T	118.74	118.74	0.05	1.18	0.67
Igud Money	T	116.31	116.31	0.02	0.35	0.91
Igud Shahar Dinamit	T	104.75	104.75	0.06	1.35	-0.39
Igud Shiklit	T	181.12	181.12	0.13	1.32	-0.81
Ilanot Liquid Saving	T	114.25	114.25	0.00	0.31	0.94
Ilanot M Shiklit B	M	122.89	122.89	0.07	0.96	0.07
Ilanot M Shiklit K	M	107.34	107.34	0.01	0.34	0.97
Ilanot Magen Mas	T	566.32	566.32	-0.00	0.32	0.96
Ilanot Magen Ms 2009	T	126.34	126.34	0.16	1.51	-0.92
Ilanot Makam Plas	T	120.88	120.88	0.03	0.53	0.81
Ilanot Money Market	T	162.44	162.44	0.01	0.29	0.86
Ilanot Pikadon Nazil	T	3721.02	3721.02	0.01	0.28	0.85
Ilanot Rimon Magen	T	863.65	863.65	0.08	0.93	0.25
Ilanot Shiklit Long	M	353.24	353.24	0.07	1.57	-1.52
Ilanot Shklim Atid	T	3996.03	3996.03	0.08	1.09	-0.13
Investec Ksafim	T	664.31	664.31	0.04	0.55	0.62
Ipex Shiklit Short	T	123.72	123.72	0.04	0.64	0.76
Lahak LongTermShklim	T	149.81	149.81	0.05	1.41	-1.21
Lahak Makam	T	109.85	109.85	0.02	0.39	0.94
Lahak Money Market	T	146.50	146.50	0.01	0.38	0.97
Lahak Shalim Nazili,	M	100.91	100.91	0.02	0.37	—-
Lahak Shkalim	T	164.01	164.01	0.11	1.15	-0.19
Lahak Tax Free Gilon	T	1058.81	1058.81	0.14	1.45	-0.77
Lahak Yasoor	T	305.55	305.55	0.12	1.09	-0.10
Markantil Shklt Free	T	113.87	113.87	0.09	0.95	0.23
Meitav Shiklit long	M	123.68	123.68	0.07	1.42	-1.03
Menora Money Market	M	116.68	116.68	0.01	0.34	1.01
Menorah Money Market	M	188.87	188.81	0.05	1.04	1.08
Mercazit Dinamit	T	243.60	243.60	0.07	0.55	-0.31
Mercazit gilonim	M	105.95	105.95	0.12	1.15	-0.28
Merkazit LiquidMoney	T	113.64	113.64	0.02	0.30	0.90
Modelim Shiklit	T	131.00	131.00	0.03	0.69	0.35
Nesua Extra Shekel 2	M	122.57	122.57	-0.04	0.52	-0.04
Nesua Zanex Makam C	T	142.69	142.69	0.04	0.59	0.48
Nesua Zanex Money	T	125.05	125.05	0.02	0.99	-1.02
Otzar Gilon Mogan Ms	T	103.38	103.38	0.13	1.42	-0.80
Otzar Short Money	T	109.04	109.04	0.02	0.43	0.76
Peilim Shkalim	T	107.69	107.49	0.08	1.24	0.04
Pekan Hetz	T	965.35	965.35	0.05	0.76	0.49
Pekan Makam	T	98.88	98.88	0.02	0.37	0.94
Pekan Money	M	100.81	100.81	0.03	0.47	—-
Pekan Shekek kazar	T	131.82	131.82	0.01	0.32	0.90
Pekan Shekel Saving	T	122.07	122.07	0.08	1.89	-0.08
Pekan Shiklit	M	106.10	106.10	0.04	0.98	0.69
Pekan Tax Free Gilon	T	234.60	234.60	0.13	1.40	-0.79
Pia Gilon Tax Free	T	149.73	149.73	0.11	1.13	-0.31
Pia InstitutionShkls	M	111.23	111.23	0.04	1.29	0.14
Pia Money Market	M	149.31	149.31	0.04	0.59	1.11
Pia Shares Mogenet	T	156.74	156.74	0.01	0.32	0.88
Pia Shahar Shekalim	M	132.69	132.69	0.06	1.40	-1.22
Pia Shiklit Mhalekel	T	105.83	105.83	0.05	0.86	0.84
Pia Shkalim Dinamit	M	872.64	872.64	0.07	1.17	0.04
Psagot Hisahon Zamin	T	111.33	111.33	0.09	● 2.03	-0.14
Psagot Kol Rega	T	386.91	386.91	0.07	1.20	0.25
Psagot Magen Mas	T	112.89	112.89	0.13	1.29	-0.17
Psagot Mk"m Plus Est	M	103.28	103.28	0.08	0.75	1.20
Psagot Money Market	T	136.70	136.70	0.10	0.80	0.80
Psagot Shekel Dollar	T	131.90	131.90	0.02	0.63	1.22
Psagot Shiklit	T	127.50	127.50	0.08	1.25	0.16
Psagot Shiklit Aruca	M	175.36	175.36	0.09	1.56	-1.06
Psagot Shiklit Jambo	T	129.52	129.52	0.01	0.28	0.85
Simodan Interest	E	153.70	153.70	0.10	0.61	0.97
Tamir Fishman Shklim	M	129.87	129.87	0.08	1.30	-0.11
pia ksafim hayevet	T	110.18	110.18	0.04	0.51	0.95

Money Market Other

Fund name	Tax Status	Buy	Redeem	Daily	This Month's	This Year's
Pekan Shekel Plus	M	528.90	528.90	0.05	1.16	0.55
Afikim Money	T	122.40	122.19	0.00	1.47	2.49
Alumot Shekel Itron	M	132.60	132.40	-0.03	0.45	0.52
Alumot Shekel Meniv	M	51.20	51.14	0.00	0.75	0.31
Analyst Money Market	M	253.16	253.16	0.05	0.90	0.60
Apex shekel Plas	M	103.86	103.82	0.05	0.96	2.05
Bloch Rotst Shiklit	T	116.58	116.47	0.03	0.15	0.80
D.B.M Potention	T	116.80	116.70	0.05	0.74	1.43
Day Trading	T	127.37	127.37	0.05	0.54	0.89
Dikla Poten' Mogenet	T	112.34	112.34	0.00	0.23	0.19
Diklat Shkalim Yoter	T	104.71	104.71	-0.02	0.33	0.46
Epsilon Money Market	M	158.58	158.57	0.09	1.23	-0.48
Gmool Sahar Shekel +	T	115.46	115.46	0.03	0.29	0.77
Gvanim Shiklit	M	122.08	122.03	0.09	1.10	0.55
Harel Shotef	M	253.66	253.66	0.03	1.01	-0.15
I.B.I Shkalim	T	117.96	117.96	0.08	1.23	-0.36
Iahav Masad Shiklit	M	100.76	100.76	0.09	0.75	—-
Igud Future Contrac	E	97.60	97.51	0.22	-0.44	—-
Igud Future Contract	T	104.16	104.07	0.13	0.12	0.23
Igud Makam Plus	E	103.54	102.40	1.44	-1.87	-2.11
Igud Shiklit Plus	M	157.58	157.31	-0.01	0.94	1.11
Ilanot Itron	E	118.71	118.01	1.52	-1.11	● 2.52
Ilanot P Tnufa	E	112.80	112.26	1.50	-2.32	—-
Ilanot Shiklit activ	T	257.26	257.26	0.09	1.12	0.40
Ilanot Shkalim Maof	T	55.28	55.28	-0.07	-0.23	0.20
Investec Shekel Hozi	M	98.71	98.44	0.16	● 1.97	2.14
Investec Zmina	T	257.07	257.06	0.11	1.43	-0.11
Jerusalem Shiklit	T	137.30	137.30	0.03	0.54	0.96
Lahak Gilun	M	100.39	100.39	0.09	—-	—-
Lahak Magen Shaar	T	108.40	108.40	0.04	0.19	0.60
M. Gaon Shkalim	M	207.08	207.02	0.05	1.64	0.86
Marcantil Shklit Ma	T	102.03	102.03	0.03	0.32	1.02
Markantil Shklit act	T	119.56	119.55	0.07	1.42	0.23
Meitav Money Market	M	187.94	187.94	0.10	1.24	-0.40
Mercazit Money Markt	T	243.08	243.08	0.02	0.10	-0.80
Migdal Estrategiot	T	111.44	111.44	0.33	-0.58	-2.83
Moritz Money Market	M	219.66	219.66	0.03	0.75	-1.01
Nesuah Extra Shekel	T	102.08	102.08	-0.02	0.50	2.08
Otzar 80/20	M	91.76	91.76	-0.03	0.43	1.38
Otzar Shkalim	T	208.35	208.35	0.09	1.09	-0.07
P.K.N Shekel Monthly	T	247.05	247.05	0.10	1.29	-0.05
P.K.N Shkalim	M	131.01	131.01	0.07	1.68	0.20
P.K.N shekalim Activ	T	117.50	117.50	0.06	0.95	0.56
Pia 90/10	M	106.87	106.87	0.15	1.82	0.48
Pia Gilon Plus	T	100.05	100.05	0.14	1.31	-0.06
Pia PotentianShekels	M	120.68	120.68	0.00	0.46	0.90
Psagot Shekel 120	M	136.33	136.33	0.08	1.41	-1.66
Shuham Shiklit	M	118.79	118.74	0.03	1.12	0.66
Solomon Day Trading2	M	316.06	316.05	0.07	0.57	0.98
Solomon Shiklit Agrs	M	174.32	173.99	0.07	1.48	-0.98
Tamir Fishman Money	M	100.29	100.29	0.04	—-	—-
Tsuot Shkalim	T	148.78	148.77	0.05	1.05	0.38

Hedge Funds

Fund name	Tax Status	Buy	Redeem	Daily	This Month's	This Year's
Dikla Hasifa Euro	T	138.08	138.08	0.47	-1.14	-0.06
Emda 90/20 Nasdaq	M	100.11	100.11	0.36	-0.25	—-
Emda 90/20 TA25	T	106.81	106.81	0.01	0.02	0.99
Emda Hasifa Euro	T	153.18	153.18	0.40	-1.19	-0.26
Epsilon Euro	M	61.46	61.35	0.46	-0.66	-0.42
Epsilon Hasifa Dolar	M	112.99	112.78	-0.06	1.28	● 3.35
Iahav Hasifa Euro	M	121.08	121.00	0.57	-0.71	-0.24
Igud Capital Protect	M	101.06	100.83	0.49	● 1.80	—-
Lahak Magen 95%	T	251.19	251.19	0.02	0.14	0.71
Markantil HasifaEuro	M	134.70	134.50	0.43	-0.81	0.15
Menorah Euro	M	136.24	136.15	0.28	-1.30	-1.05
Psagot Liquid Saving	M	123.37	123.37	0.05	1.40	0.80

In each sector, mutual funds with the highest return from the beginning of the month and year are highlighted with● M = mix, T= tax, E = exemption

Market Report / *Nitzan Cohen*

Magal soars 31% as Tel Aviv stocks dip

A fairly upbeat morning mood on the Tel Aviv Stock Exchange soured somewhat after midday. The market had been encouraged by the 0.2 percent interest rate cut the Bank of Israel announced for April, reducing interest on its sources to 4.1 percent. Futures pointed to drops on Wall Street.

The Maof-25 index lost 0.6 percent to 519 points and the broader Tel Aviv-100 fell 0.3 percent to 561.8 points. The TelTech-15 index retreated by 0.7 percent to 417.6 points. Total turnover was moderate at NIS 440 million.

Shekel bonds rose by about 0.3 percent, though the gains weakened in late afternoon trade, with long-term Shahars closing only 0.1 percent higher. Yields inched down to 7.29-7.39 percent.

Magal Security Systems (TASE, Nasdaq: MAGS) soared 31 percent on turnover of NIS 3.7 million, after climbing 16.6 percent on Nasdaq Monday night. Defense has been in fashion since the assassination of Sheikh Ahmed Yassin and GE's entry into security systems.

As Passover looms, **Strauss-Elite** (TASE: ELEI5) and **Super-Sol** (TASE: SAE) have resolved their well-publicized differences over terms of trade. Elite rose 0.3 percent and Super-Sol rose 1.3 percent.

Nice Systems (TASE, Nasdaq: NICE) dropped 0.4 percent after starting on a positive arbitrage gap of 1.6 percent.

Israel Discount Bank (TASE: DSCT) seesawed after publishing its financial statement yesterday, and ended 0.1 percent higher. Its quarterly net doubled to NIS 101 million, while its net for the year reached NIS 168 million. In 2002 Discount had lost NIS 38 million.

United Mizrahi Bank (TASE: MZRH) lost 0.5 percent after reporting a net profit of NIS 80 million for the fourth quarter, versus NIS 28 million in the parallel quarter of 2003. The bank also announced a NIS 130 million dividend to shareholders.

Knafaim-Arkia Holdings (TASE: KNFM) dropped 2.7 percent after announcing a NIS 6.5 million loss for the fourth quarter, against an NIS 25 million loss in the parallel quarter. For the year it lost NIS 8.8 million, versus losing NIS 6.1 million in 2002.

Delek Group (TASE: DLEKG) gained 0.6 percent after reporting strong results for the fourth quarter. It also announced that its U.S. subsidiary signed the agreement buying an American company with 100 gas stations in Alabama, for $50.6 million including debt assumption.

At last, IDB Holding posts modest profit

IDB Holding Corporation yesterday announced netting a modest NIS 2 million for 2003. In the three preceding years, the holding company had lost NIS 1.33 billion.

IDB also announced it will be giving shareholders NIS 414 million dividends, or NIS 11 per share.

Subsidiary IDB Development Corporation netted NIS 133 million for 2003, after achieving a fourth-quarter net of NIS 167 million. Most of the profit increase at IDB Development was due to divestiture of assets and canceling charges booked in the past as share prices climbed in Israel and abroad.

Discount Investment Corporation contributed a loss of NIS 48 million to IDB Development in 2003, while Clal Industries and Investments contributed a loss of NIS 75 million. On the other hand, Clal Insurance contributed a net gain of NIS 13 million. Altogether, IDB Development received a net gain of NIS 133 million from the group companies in 2003, compared with a net loss of NIS 525 million in 2002.

Financial services was the most lucrative business for IDB Development in 2003, netting NIS 262 million. (*Eli Daniel*)

Currency

CURRENCY	CASH Bank Leumi BUY	SELL	Bank Hapoalim BUY	SELL	Discount Bank BUY	SELL	CHECKS Bank Leumi BUY	SELL	Bank Hapoalim BUY	SELL	Discount Bank BUY	SELL	Representative Rate	% CHANGE Daily	This Month	This Year
U.S. Dollar	4.40	4.63	4.42	4.63	4.41	4.62	4.4852	4.5622	4.4910	4.5635	4.4828	4.5554	4.5160	-0.42%	0.69%	3.13%
Euro	5.38	5.65	5.40	5.67	5.39	5.65	5.4774	5.5714	5.4916	5.5803	5.4776	5.5663	5.5061	0.15%	-0.79%	-0.49%
British Pound	8.03	8.45	8.09	8.48	8.07	8.44	8.1854	8.3258	8.1959	8.3282	8.1923	8.3253	8.2365	-0.02%	-0.63%	4.93%
Japanese Yen (100)	4.15	4.37	4.17	4.37	4.16	4.36	4.2307	4.3033	4.2390	4.3075	4.2292	4.2977	4.2634	-0.62%	3.65%	4.10%
Swiss Franc	3.45	3.62	3.46	3.63	3.46	3.62	3.5127	3.5730	3.5086	3.5653	3.5115	3.5684	3.5314	0.08%	0.41%	-0.57%
Swedish Krone	0.58	0.61	0.58	0.61	0.58	0.61	0.5915	0.6017	0.5919	0.6016	0.5915	0.6011	0.5945	0.20%	-1.33%	-2.48%
Norwegian Krone	0.64	0.67	0.64	0.67	0.64	0.67	0.6513	0.6625	0.6518	0.6624	0.6508	0.6613	0.6544	0.57%	3.30%	-0.73%
Danish Krone	0.72	0.76	0.73	0.76	0.72	0.76	0.7356	0.7483	0.7364	0.7483	0.7358	0.7477	0.7397	0.16%	-0.71%	-0.48%
Canadian Dollar	3.37	3.54	3.38	3.55	3.38	3.54	3.4323	3.4912	3.4368	3.4923	3.4318	3.4874	3.4510	0.40%	3.68%	1.28%
Australian Dollar	3.32	3.48	3.30	3.51	3.32	3.48	3.3767	3.4346	3.3792	3.4338	3.3745	3.4292	3.4024	0.86%	-1.24%	3.33%
South African Rand	0.67	0.76	0.62	0.74	0.67	0.78	0.7188	0.7312	0.7191	0.7308	0.7187	0.7303	0.7237	2.33%	7.71%	8.93%
Jordanian Dinar	6.14	6.63	6.22	6.63	6.16	6.71	6.3273	6.4358	6.3343	6.4365	6.2442	6.6308	6.3695	-0.42%	0.63%	3.13%
Egyptian Pound	0.71	0.75	0.70	0.80	0.69	0.77	—-	—-	—-	—-	0.6943	0.7628	0.7284	-0.57%	0.52%	2.38%
Currency Basket	—-	—-	—-	—-	4.97	5.20	5.0447	5.1334	5.0554	5.1370	5.0451	5.1268	5.0793	-0.25%	0.36%	2.31%

Stock indices

Sector	Index points	Daily change	Change from beginning of month	Change from beginning of year	Real change from beginning of year
General Shares	549.03	-0.10%	-0.58%	8.18%	8.40%
Shares & Convertibles	534.63	-0.10%	-0.54%	8.31%	8.53%
TA-75	630.61	0.19%	-0.68%	8.55%	8.77%
TA-100	562.30	-0.22%	-0.44%	5.22%	5.43%
Maof-25	519.85	-0.46%	-0.10%	3.11%	3.32%
Yeter	477.64	0.80%	5.86%	21.72%	21.96%
Yeter & convertibles	461.43	0.69%	5.20%	20.74%	20.98%
Tel-Tech	391.94	0.07%	-0.86%	11.75%	11.97%
T-A Banks	621.89	-0.43%	0.94%	5.94%	6.15%
Warrents	22.29	-0.36%	2.58%	73.60%	73.95%
Convertible Bonds	473.30	0.19%	1.63%	5.21%	5.42%
Commercial Banks	611.16	-0.41%	0.74%	5.59%	5.80%
Mortgage Banks	612.13	-1.61%	-4.67%	-3.95%	-3.76%
Insurance Companies	1028.31	-1.13%	-3.60%	-11.07%	-10.89%
Trade & Services	454.19	-0.09%	0.34%	4.83%	5.04%
Real Estate & Agriculture	273.55	0.48%	3.22%	20.48%	20.72%
Industrial Companies	764.99	-0.05%	-1.72%	11.83%	12.05%
Holding & InvestMent Companies	338.29	-0.37%	1.86%	7.97%	8.19%
Oil & Gas Exploration	142.55	0.43%	-4.30%	-4.73%	-4.54%
Tel-Tech 15	418.10	-0.57%	-1.66%	11.42%	11.64%
Yeter 150	512.03	0.69%	3.80%	19.51%	19.75%

Bond indices

Sector	Index points	Daily change	Change from beginning of month	Change from beginning of year	Real change from beginning of year
General	176.37	0.11%	0.98%	0.54%	0.74%
General government	177.24	0.10%	0.99%	0.35%	0.55%
Gov't CPI linked	165.30	0.11%	0.67%	0.72%	0.92%
Gov't CPI linked fixed interest	163.45	0.11%	0.67%	0.73%	0.93%
Kfir	0.00	0.00%	0.00%	0.00%	0.00%
Gov't foreign currency	172.97	-0.02%	0.84%	2.79%	3.00%
Makam	197.09	0.03%	0.56%	1.26%	1.46%
Shahar	223.77	0.06%	1.37%	-0.04%	0.16%
Gilon	198.01	0.13%	1.09%	-0.09%	0.11%
Gov't CPI linked 0-2 years	172.75	0.05%	0.71%	1.06%	1.26%
Gov't CPI linked 2-5 years	166.87	0.14%	0.78%	1.76%	1.96%
Gov't CPI linked 5-7 years	162.70	0.04%	-0.15%	1.22%	1.42%
Gov't CPI linked 7-10 years	160.81	0.18%	0.77%	0.69%	0.89%
Gov't CPI linked 10-15 years	159.88	0.17%	0.92%	0.09%	0.29%
Shahar 0-2	222.27	0.01%	0.71%	1.26%	1.46%
Shahar 2-5	225.97	0.07%	1.50%	0.40%	0.60%
Shahar +5	223.44	0.07%	1.49%	-1.12%	-0.92%
Gilon 0-5	202.87	0.12%	0.68%	0.77%	0.97%
Gilon +5	197.51	0.14%	1.25%	-0.38%	-0.18%

Short-term debt certificates

No.	Closing	Opening	Annual yield to redemption	Yield minus fee	Turnover NIS thousands	Days to redemption
414	99.9	99.9	4.17%	-1.45%	62308	6
514	99.6	99.6	4.29%	3.14%	29169	34
614	99.28	99.27	4.20%	3.48%	3702	62
654	98.96	98.95	4.22%	3.66%	6281	90
814	98.56	98.55	4.23%	3.77%	20538	125
914	98.23	98.22	4.27%	3.85%	5366	153
1014	97.85	97.85	4.24%	3.86%	5047	188
1114	97.45	97.41	4.40%	4.04%	9691	216
1214	97.05	97.00	4.53%	4.17%	5416	244
115	96.61	96.62	4.57%	4.23%	10739	279
215	96.27	96.28	4.59%	4.25%	54857	307
315	95.96	95.98	4.57%	4.23%	120091	335

Government bonds

Years to redemption	Annual yield "net"	Annual yield "gross"
1 - 0	0.21%	4.89%
1	1.69%	3.34%
1-3	1.53%	3.61%
3 - 5	2.39%	3.73%
5 - 8	3.06%	4.15%
8 - 11	3.35%	4.30%
11-15	3.74%	4.40%

Tel Aviv 100 Shares

Name	Close	Net Change	Volume (shares)	PE	High 12m	Low 12m	% Change This month	This Year
ALVARION	5960	-2.61	75168	—-	7430	932	-7.74	16.63
Africa 01	81700	-1.21	1775	30.3	86100	46609	4.74	12.38
Agis	13580	-0.80	33303	30.1	14699	6111	1.04	-3.33
Albaad	6590	2.49	27480	10.3	7000	4323	-0.45	14.34
Alony Hetz	952	0.00	18296	5.5	1003	463	14.57	22.65
Avner L	28	1.10	883451	—-	33	21	-8.61	-7.07
Ayalon	2985	-0.67	6961	7.5	3721	2360	-9.55	4.37
Azorim	3941	1.18	20687	45.0	4017	1858	10.39	32.83
Bayside Land 1	59400	1.37	107	18.8	61400	30234	0.68	30.06
Bezeq	466	-0.34	1506924	—-	553	423	-1.73	-7.62
Blue Square	4847	1.02	735	27.3	5950	3192	-3.83	-1.78
Blue Square Israe	4985	0.85	14481	—-	5780	2743	2.74	6.49
Clal Industries	2355	-0.63	121347	—-	2469	1270	0.81	15.05
Clal Insurance	7020	-1.13	18743	8.1	7980	5542	-4.49	-10.46
Danya Cebus	1988	0.96	8245	14.2	2323	1380	0.56	25.34
Delek Automotiv	3164	-0.41	270419	9.9	3580	1133	-5.81	12.93
Delek Drilling	193	1.58	34411	—-	233	145	-6.84	-9.88
Delek Energy	17490	-1.80	1051	—-	19900	12020	-3.64	-8.38
Delek Group	38000	0.80	7839	29.1	40980	25822	0.96	1.20
Delta	6950	0.72	5825	10.8	7637	5021	-4.52	0.28
Direct Insuranc	824	1.35	18471	>100	923	415	-4.30	5.78
Discount	477	0.23	2114455	25.7	496	237	-1.95	9.22
Discount Inv	10370	-1.43	36072	—-	11540	7130	0.88	-3.17
Discount Mort.	39000	-0.51	550	18.5	46000	27050	-11.36	6.32
Dor Chemicals	747	-1.06	58128	2.0	993	735	-19.91	-11.91
Elbit Imaging	3692	1.51	11743	—-	4333	1952	-5.11	21.69
Elbit Systems *	8120	0.62	94784	15.0	9100	6580	-4.81	2.65
Elco Holdings	4992	2.15	20936	24.7	5766	4469	-4.00	1.88
Electra	31720	2.29	3858	14.7	33970	24381	-3.79	10.45
Electra Consumer	5200	-0.19	27818	18.7	5458	3649	9.66	9.84
Elite 1	4061	0.12	132909	—-	4536	1701	-10.47	16.73
Elron *	6050	0.83	109120	—-	6350	2833	7.08	20.04
Fib Mortgage 1	74600	0.00	0	8.3	94500	53200	-2.36	-1.58
Fibi 1	3238	-0.61	26961	—-	3824	1460	-6.14	-4.68
Fms	11690	1.92	1687	13.5	11890	5918	14.27	37.47
Formula *	8900	-1.44	16704	—-	9840	3719	-4.30	17.41
Frutarom	1960	0.36	56612	20.0	2085	717	0.09	2.81
Gazit	3060	-0.07	37642	6.7	3384	1420	12.96	23.74
Gazit Globe	2260	1.39	99368	10.6	2451	1299	13.45	19.51
Granite	739	-0.14	78207	—-	794	570	7.41	16.56
Hadarim Prop	8350	0.00	0	—-	10460	4400	-17.57	9.15
Harel Insurance 1	14330	0.92	940	7.2	17760	7399	-2.91	-12.03
Harel Insurance 5	68900	0.00	2439	7.2	82600	38634	-4.83	-10.17
Housing & Const.	331	-0.51	247383	—-	359	284	1.01	10.76
ICL	742	1.64	3993805	19.1	742	467	8.16	19.29
IDB Development	10270	-1.44	132994	—-	11360	6058	-0.87	-0.68
IDB Holdings	8720	0.93	117518	—-	9170	5639	0.46	1.16
Igud	1590	-0.93	2370	—-	1623	902	13.33	5.30
Indus Building	472	2.41	76472	39.9	538	245	-1.65	13.80
International 1	535	0.38	26799	15.3	635	248	-4.46	2.29
International 5	2636	0.92	21032	15.3	3028	1166	1.38	0.84
Israel Corp 1	69400	0.29	10348	14.4	73600	33535	4.83	18.43
Ituran	8970	-1.21	2887	17.3	9360	3165	9.04	14.71
Jerusalem Econ	1920	0.52	2065	—-	2026	950	3.90	42.43
Kardan n.v.	945	-0.74	5455	—-	1149	874	-7.35	-3.96
Knafaim	5850	-2.66	12503	—-	7590	2493	-18.07	50.73
Koor	16930	-0.70	22045	17.7	18830	6390	-0.47	-0.99
Land Dev	1335	0.00	32761	—-	1600	868	6.04	-8.56
Leumi	844	-1.29	4229635	12.4	897	465	0.48	1.44
Lipman *	20830	0.19	7506	18.8	21750	9200	4.46	27.87
M.A. Industries	1694	0.89	1089738	13.3	1731	857	1.32	2.90
Maariv	2080	0.53	2026	—-	2485	867	1.46	11.29
Magic	2593	-2.45	26195	57.0	3831	453	-5.54	32.30
Matav	4301	0.44	67498	37.7	4498	2592	22.29	21.98
Mayanot Eden	7830	1.42	4910	—-	9170	4636	-1.76	-2.12
Melisron	2819	0.00	56	12.3	3060	1411	6.22	17.59
Menorah 1	3367	2.03	3061	7.4	3556	1793	-0.24	0.51
Menorah 5	15050	0.00	0	7.4	18096	6863	-3.15	-12.96
Metalink *	3568	0.71	25826	—-	4103	1530	11.88	15.92
Migdal Insurance	597	-2.29	772686	16.4	711	416	-4.48	-13.98
Mivtach Shamir	6350	-0.94	7396	18.8	6850	2121	1.76	16.51
Mizrahi	1485	-0.40	276463	10.9	1557	1097	2.41	2.41
Nice *	10520	-0.09	70760	42.7	13770	5070	-1.13	-6.57
Ormat	1919	0.26	133353	19.5	2000	990	5.96	3.01
Osem	4661	-2.26	41071	32.8	5336	2562	-4.64	0.90
Paper Mills	23870	-0.46	1282	15.1	26710	14880	-4.56	-0.13
Partner	3536	-0.37	118793	5.3	3799	1615	4.12	2.61
Petrochemical	1997	1.94	23402	20.8	2021	865	22.52	51.52
Phoenix 1	1255	-2.11	36864	9.7	1652	1039	-0.16	-16.56
Phoenix 5	5070	-3.06	1927	9.7	6030	2969	0.00	-12.59
Plasson	6590	0.00	303	10.2	7130	4043	-7.18	4.77
Poalim	1171	-0.09	2472200	22.9	1202	645	1.91	8.43
Property & Buil	40000	0.00	721	38.3	46100	20967	0.25	17.92
Queenco	789	0.13	5555	16.4	891	420	-1.25	10.04
Retalix *	9210	-0.86	15526	38.4	11000	5200	-2.13	-9.17
Salt Ind.	1390	0.00	1079	14.5	1637	748	-7.27	15.07
Scitex *	2543	0.32	37167	—-	2638	792	3.75	15.28
Suny	2498	-1.26	31099	7.7	2775	1460	-4.18	-2.14
Supersol	1018	1.90	607790	—-	1152	676	-0.49	-6.43
Tefahot	3981	-2.31	17077	9.8	4490	3495	-3.56	-7.55
Teva	28230	-0.18	120734	24.2	29880	19745	-4.14	12.87
Tower *	3183	-2.75	112336	—-	4512	1294	-1.36	-6.22
audiocodes	5310	-2.03	48479	—-	7030	1227	-12.23	13.24
compugen	2739	-1.37	2413	—-	3548	885	-11.76	20.98
elal	267	-2.13	853779	>100	295	92	0.00	76.69
mind	1944	3.08	41275	>100	2822	483	-15.92	-29.64
tadiran kesher	14620	2.02	14473	11.3	14800	8936	14.31	17.15

Tel-Tech Shares

Name	Close	Net Change	Volume (shares)	PE	High 12m	Low 12m	% Change This month	This Year
Aura	76	1.47	5000	—-	91	51	-0.91	11.93
BLUEPHONIX	2300	0.00	0	31.9	3448	1149	-19.16	-14.37
DCL	567	0.00	389	—-	586	199	10.96	37.69
Elbit Systems *	8120	0.62	94784	15.0	9100	6580	-4.81	2.65
Electronics *	3800	0.00	0	—-	3940	1783	10.14	100.00
Elron *	6050	0.83	109120	—-	6350	2833	7.08	20.04
FORMULA VISION	544	-0.37	16823	—-	594	105	-1.09	46.16
Formula *	8900	-1.44	16704	—-	9840	3719	-4.30	17.41
Green	0	0.00	0	0.0	0	0	0.00	0.00
Hazera 0.1	2390	-0.21	420	35.1	2628	1070	-1.65	23.64
INSPAIER	270	10.34	594720	—-	270	151	25.58	19.42
Inventech	310	0.00	0	—-	351	131	2.92	-0.06
Jacada *	1499	0.00	2422	—-	2090	744	10.06	4.90
Karden Tech	50	-1.76	15704	—-	124	35	-21.41	35.95
Lims	920	0.00	21811	27.5	985	553	-0.54	19.31
Lipman *	20830	0.19	7506	18.8	21750	9200	4.46	27.87
Magic	2593	-2.45	26195	57.0	3831	453	-5.54	32.30
Marathon	65	0.00	0	—-	70	33	0.93	17.48
Metalink *	3568	0.71	25826	—-	4103	1530	11.88	15.92
Mofet	127	3.67	73892	12.4	140	47	15.43	51.43
Nice *	10520	-0.09	70760	42.7	13770	5070	-1.13	-6.57
Noga tech	240	0.00	0	—-	240	240	0.00	0.00
Ophir	835	0.00	0	—-	945	711	-2.91	-0.36
Orbit	926	0.00	0	—-	1290	480	-5.80	2.89
Periortec *	2493	0.00	27244	—-	3394	223	-15.06	79.74
Poalim Tech	0	0.00	0	0.0	0	0	0.00	0.00
Qualitau	2530	1.20	1000	—-	2703	1124	-4.85	57.83
Retalix *	9210	-0.86	15526	38.4	11000	5200	-2.13	-9.17
Robogroup	532	2.70	611	—-	854	380	4.72	21.74
SFK Tech	189	1.61	66910	—-	377	170	-0.68	-0.79
Scitex *	2543	0.32	37167	—-	2638	792	3.75	15.28
Tamir Capital	223	0.00	0	—-	242	143	-3.04	4.69
Team *	8820	0.00	0	—-	12170	5760	-2.54	12.64
Technoplast Tec	24	-1.62	27800	—-	33	12	-5.81	45.51
Tedea	365	-5.68	3000	12.0	392	229	9.94	4.23
Teuza Unsafe	85	-0.24	55958	—-	91	46	16.51	32.34
Tower *	3183	-2.75	112336	—-	4512	1294	-1.36	-6.22
Zeevi Computers	131	0.00	0	—-	131	131	0.00	0.00

*Maof shares are shown in bold. Tel-Tech 15 shares are marked with **

Expected inflation

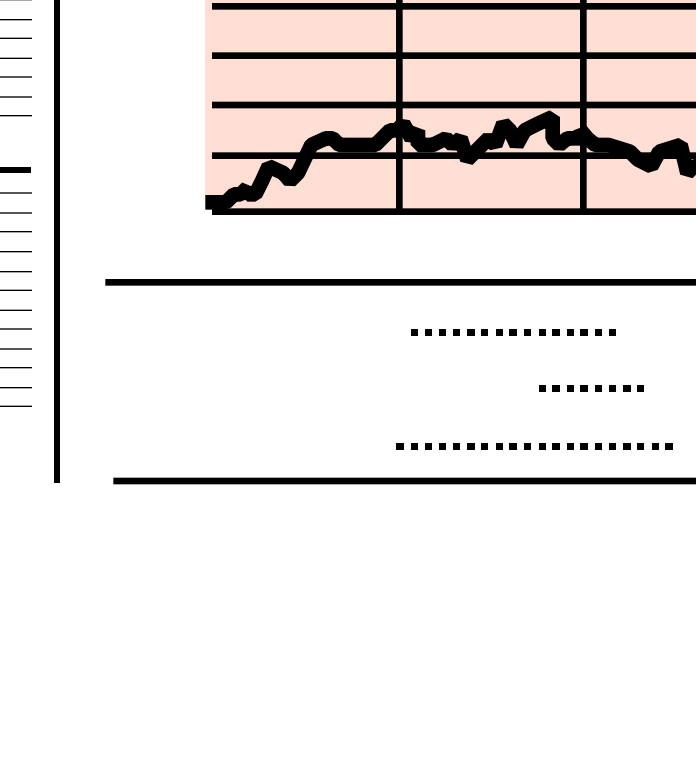

Shekel dollar rate

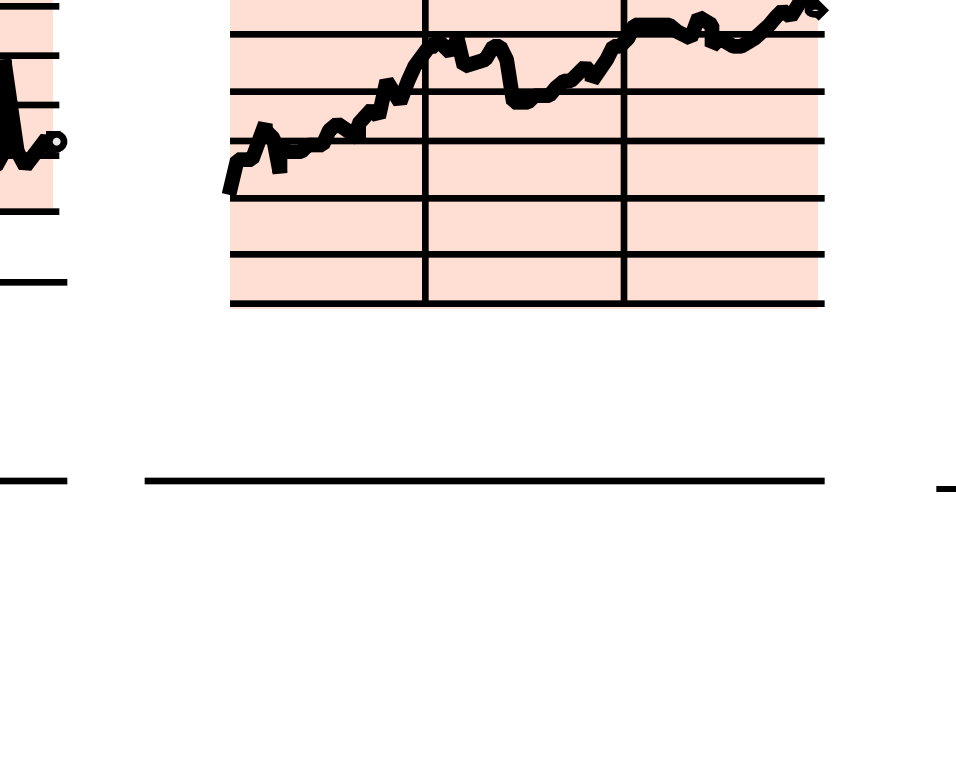

Maof Index

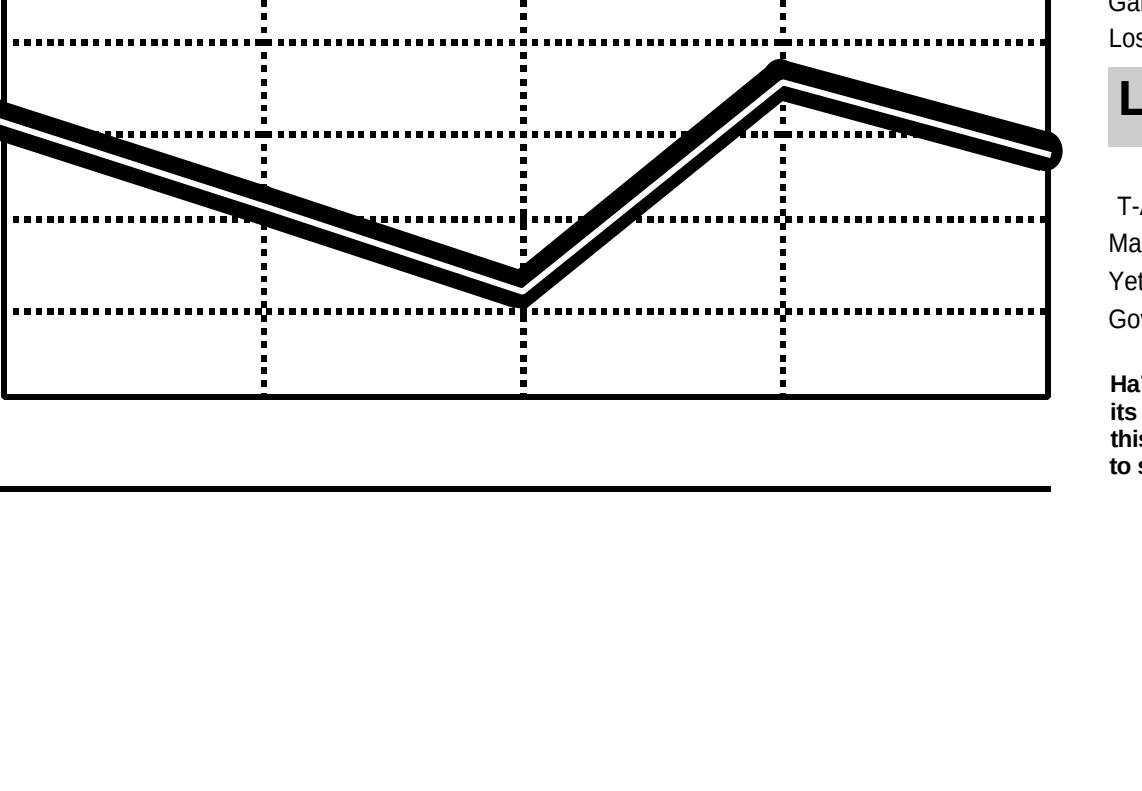

Highest daily turnovers in T-A 100 shares

Mil. Nis

Leumi	↓	35.82
Teva	↓	34.17
ICL	↑	29.60
Poalim	↓	29.05
M.A. Industries	↑	18.43
IDB Development	↓	13.80
IDB Holdings	↑	10.25
Discount	↑	10.08
Delek Automotiv	↓	8.67
Elbit Systems *	↑	7.71

Highest daily turnovers in Yeter shares

Mil. Nis

ofek leumi	↓	27.90
given	↑	10.32
polar	↓	8.85
Mabat 25	↓	6.11
niskop	-	4.73
magal	↑	3.68
kesem banks	↓	2.59
kesem 100	-	2.55
INSPAIER	↑	1.59
Isramco L	↓	1.41

Biggest gainers in T-A 100 shares

mind	↑	3.08%
Albaad	↑	2.49%
Indus Building	↑	2.41%
Electra	↑	2.29%
Elco Holdings	↑	2.15%

Biggest gainers in Yeter shares

magal	↑	23.55%
Azimuth Tech	↑	18.43%
Mendelsohn	↑	14.36%
Naphtha Exp L	↑	10.89%
INSPAIER	↑	10.34%

Biggest losers in T-A 100 shares

Phoenix 5	↓	-3.06%
Tower *	↓	-2.75%
Knafaim	↓	-2.66%
ALVARION	↓	-2.61%
Magic	↓	-2.45%

Biggest losers in Yeter shares

Sahar Sec	↓	-13.82%
Lifshr 1	↓	-9.44%
Spancrete	↓	-9.29%
Comtrans	↓	-8.97%
Afcon	↓	-8.80%

Trading volume

Mil. Nis

Total volume 455

Share movements

Yeter	↑	127
Gainers	↓	185
Losers	-	151

Leading market indices

by points

T-A 100	↓	-0.22%
Maof-25	↓	-0.46%
Yeter	↑	0.80%
Gov't CPI Linked	↑	0.11%

Ha'aretz makes every effort to collate and transmit data to its readers in a timely fashion. Any decisions based on this data are the sole liability of the reader, who is advised to seek corroboration to ensure accuracy.