


S. Alexandre



par



<http://tempusfugit.over-blog.com/>

et



<http://swappons.oldiblog.com/>

2 projets en 1 ! 2 projects in 1



Taille de la broderie (hors habillage intérieur) : 390 x 116
Size of stitching (inside filling not included): points

Nombre de points : 16 981
Number of stitches :

Tout inclus
All included

Taille de la broderie (hors habillage intérieur) : 390 x 126
Size of stitching (inside filling not included): points

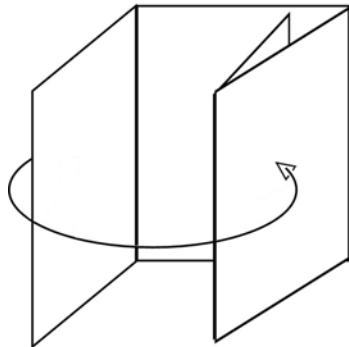

Nombre de points couleur 1: 12 134
Number of stitches color 1 :
Nombre de points couleur 2: 4 847
Number of stitches color 2 :

Tout inclus
All included



Pliage version Anne


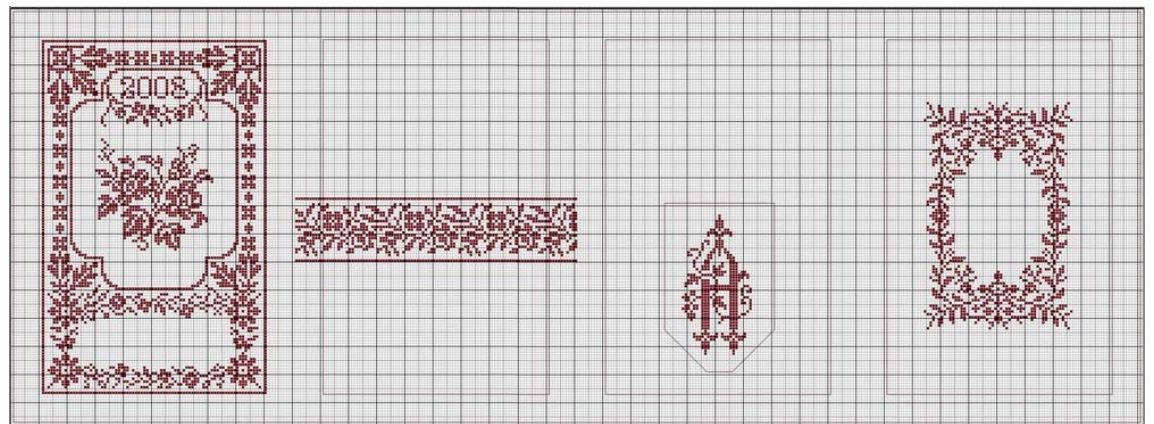
Anne's folding




La pochette se repliera sur elle-même à partir de la droite sur 3 volets, et le premier feuillet viendra recouvrir l'ensemble comme ceci...

The sticher waller will be folded from the right hand side over 3 parts, and the first page will come and recover the rest of it, as shown...

Schéma de broderie





● Fruits rouges DMC 816

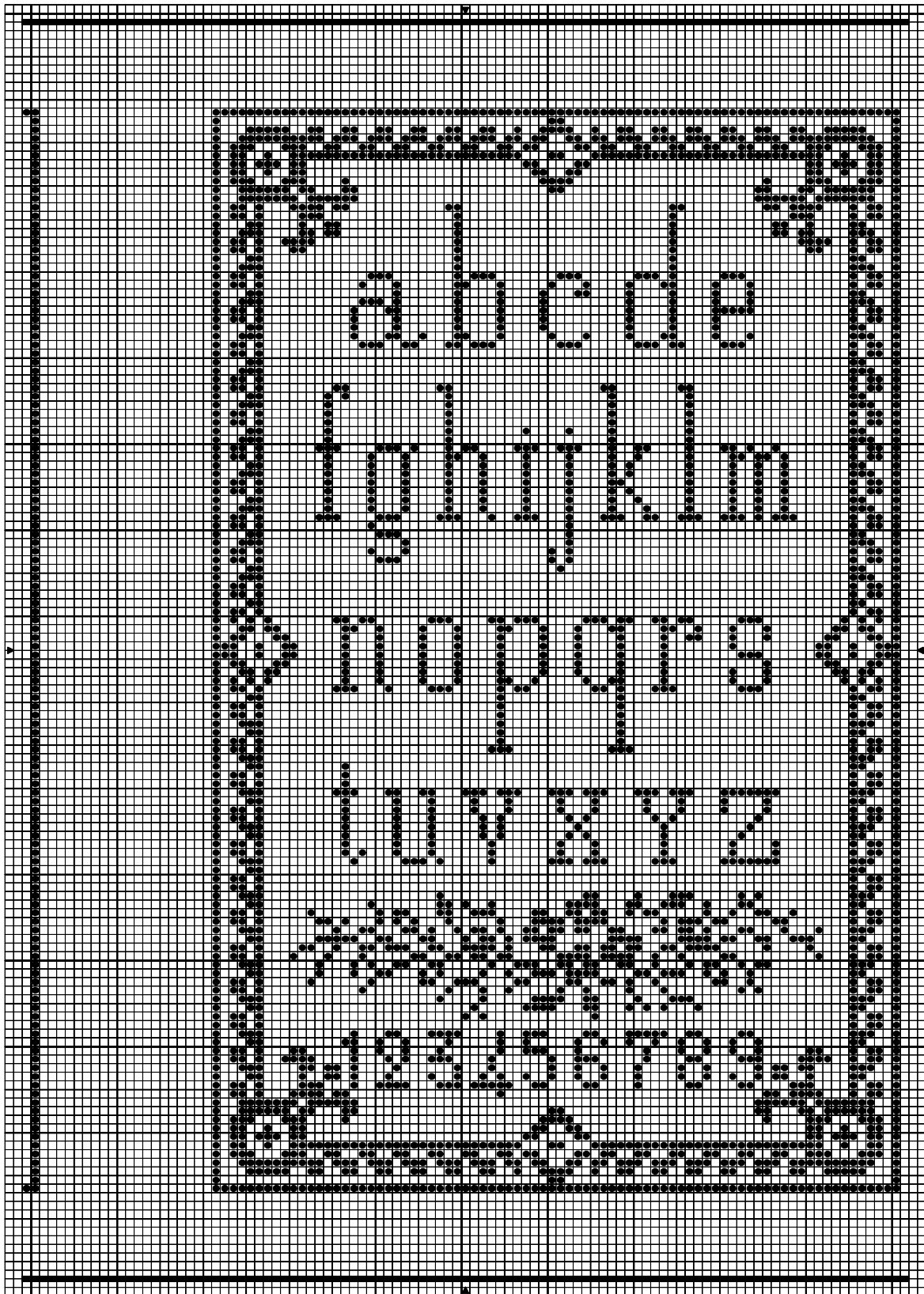
Points arrière — Fruits rouges 816



● Fruits rouges DMC 816

Points arrière

— Fruits rouges 816



● Fruits rouges DMC 816

— Points arrière Fruits rouges 816

Note : Ce motif vous est offert pour votre plaisir.

This design is offered for your pleasure

Merci de ne pas le copier sur votre site, et de ne pas le plagier


Surtout n'en faites pas un usage commercial, il est gratuit pour les passionnés ;o)


Please do not copy it on your website.

Above all, do not make a profitable use of it !

Les rectangles de points arrière ne sont là que pour positionner chaque partie. Ils ne doivent pas être brodés.


Back stitch rectangles are drawn only to place each parts of the project. They should not be stitched.








Fruits rouges

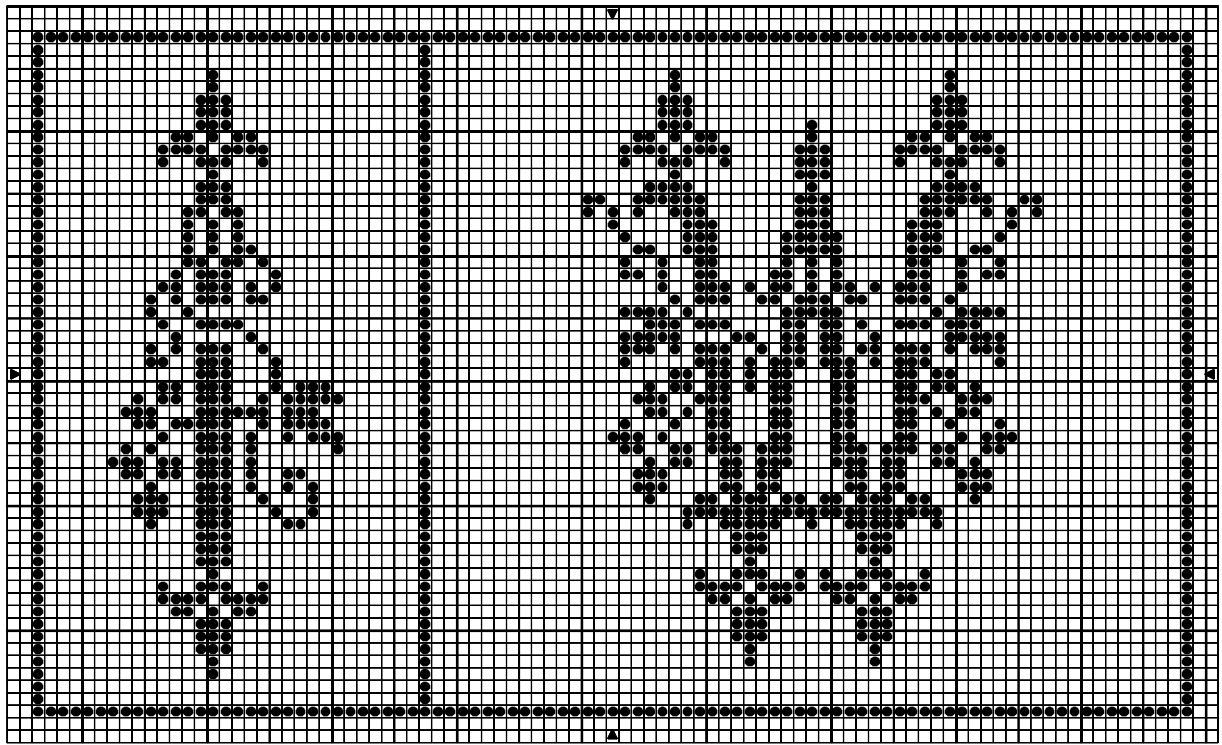
DMC
816












Pliage version Sof'

Sof's folding



La pochette se repliera sur elle-même vers l'intérieur, à gauche et à droite comme ceci...

The sticher waller will be folded from the outsides, as shown...

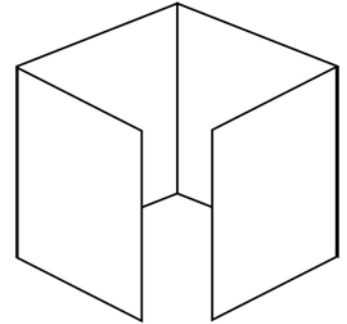


Schéma de broderie

