

Little Moon Welcome

A complimentary cross stitch sampler design by Brooke Nolan



Copyright © 2005 Brooke's Books Publishing

Needed to complete design: 13" x 18" piece of Zweigart 28 ct "Dirty Linen" Cashel linen; DMC floss; #24 tapestry needle.

Finished design size: 6.5" x 9".

Cross Stitch using 2 strands of floss over 2 threads. Personalize the sampler by cross stitching a name and date at the bottom of the sampler.

Back Stitch: Using 2 strands of #830 floss, back stitch the features on the moon.

Finishing Instructions: Fits an 8" x 10" frame. Frame as desired.

This design may be reproduced for newsletter or handout but may not be kitted or sold.

Brooke's Books
PUBLISHING
www.brookesbooks.com
email: brooke@brookesbooks.com

Click here to visit our e-bay "Cross Stitch & More Store" for quality needlework products at discounted prices.)

Little Moon Welcome

A complimentary cross stitch sampler design by Brooke Nolan



Symbol	DMC	Color
•	746	Off White
x	677	Old Gold Vy Lt
+	3046	Yellow Beige Md
/	744	Yellow Pale
#	676	Old Gold Lt
→	729	Old Gold Md
▼	680	Old Gold Dk
⊕	830	Golden Olive Dk
◻	435	Brown Vy Lt
▲	400	Mahogany Dk
⊥	347	Salmon Vy Dk
♥	666	Christmas Red
#	498	Christmas Red Dk
♥	902	Garnet Vy Dk
o	3041	Antique Violet Md
♣	3740	Antique Violet Dk
◇	775	Baby Blue Vy Lt
≡	932	Antique Blue Lt
⊛	931	Antique Blue Md
<	524	Fern Green Vy Lt
Y	502	Blue Green
⊕	501	Blue Green Dk
x	500	Blue Green Vy Dk
■	3371	Black Brown

Click here to view &/or purchase the Zweigart 28 ct "Dirty Linen" Cashel linen used in this design at a great discounted price.

Brooke's Books
PUBLISHING
www.brookesbooks.com
email: brooke@brookesbooks.com

Little Moon Welcome

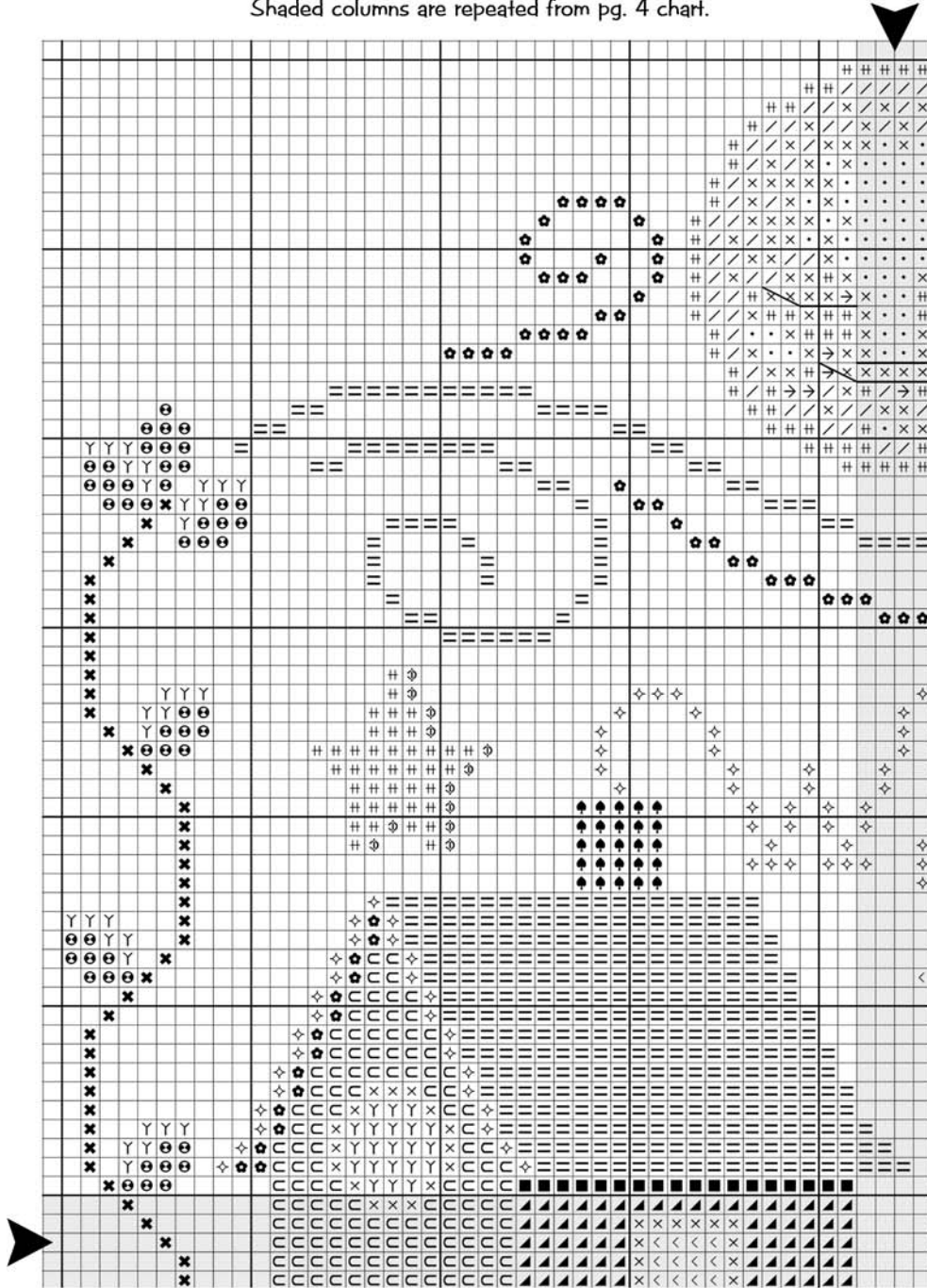
A complimentary cross stitch sampler design by Brooke Nolan



Brooke's Books
PUBLISHING

www.brookesbooks.com
email: brooke@brookesbooks.com

Shaded rows are repeated from pg. 5 chart.
Shaded columns are repeated from pg. 4 chart.



Little Moon Welcome

A complimentary cross stitch sampler design by Brooke Nolan

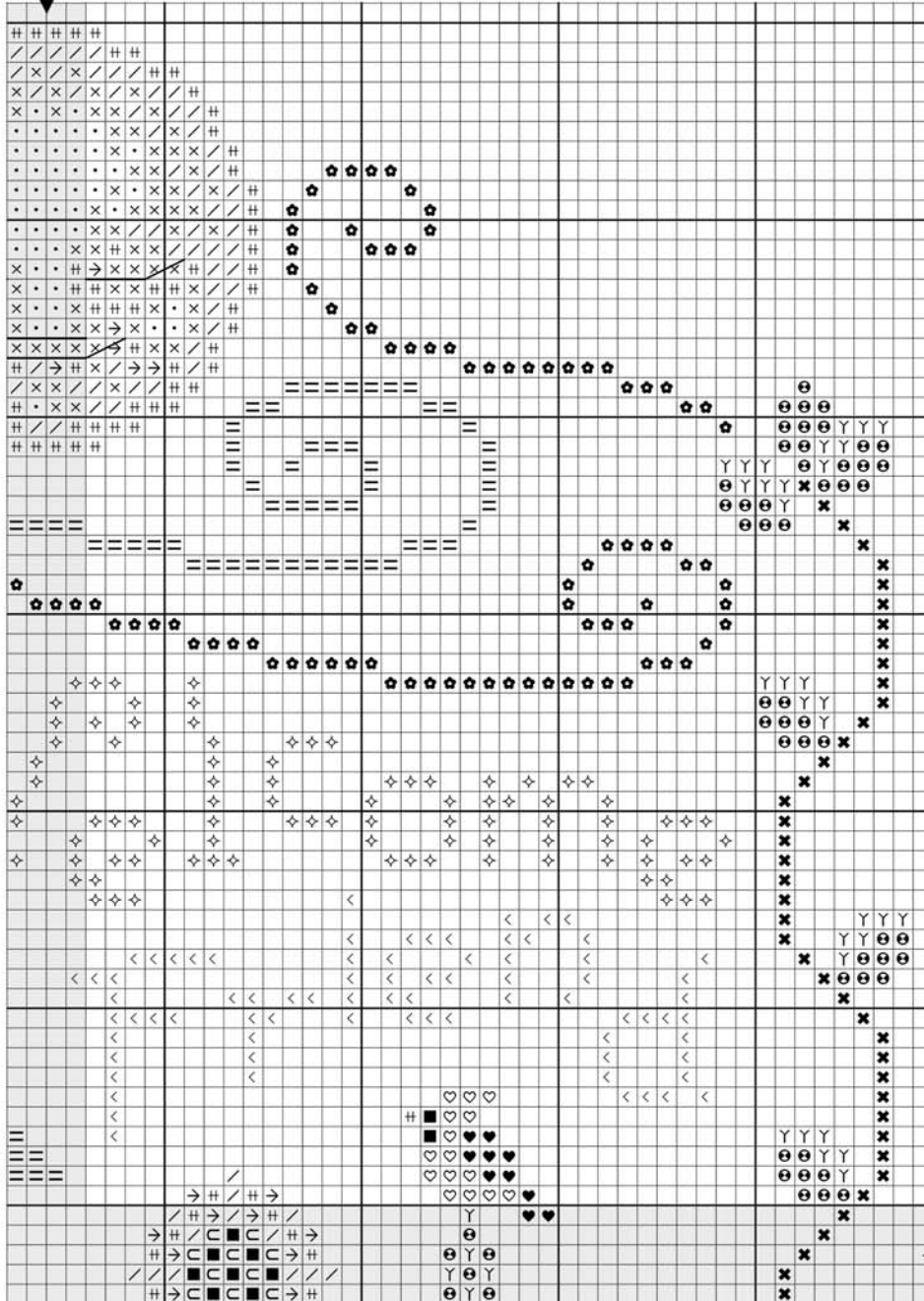


Brooke's Books

P U B L I S H I N G

www.brookesbooks.com
email: brooke@brookesbooks.com

Shaded rows are repeated from pg. 6 chart.
Shaded columns are repeated from pg. 3 chart.



Little Moon Welcome


A complimentary cross stitch sampler design by Brooke Nolan



Brooke's Books
PUBLISHING

www.brookesbooks.com
email: brooke@brookesbooks.com

Shaded rows are repeated from pg. 3 chart.
Shaded columns are repeated from pg. 6 chart.



Little Moon Welcome

A complimentary cross stitch sampler design by Brooke Nolan

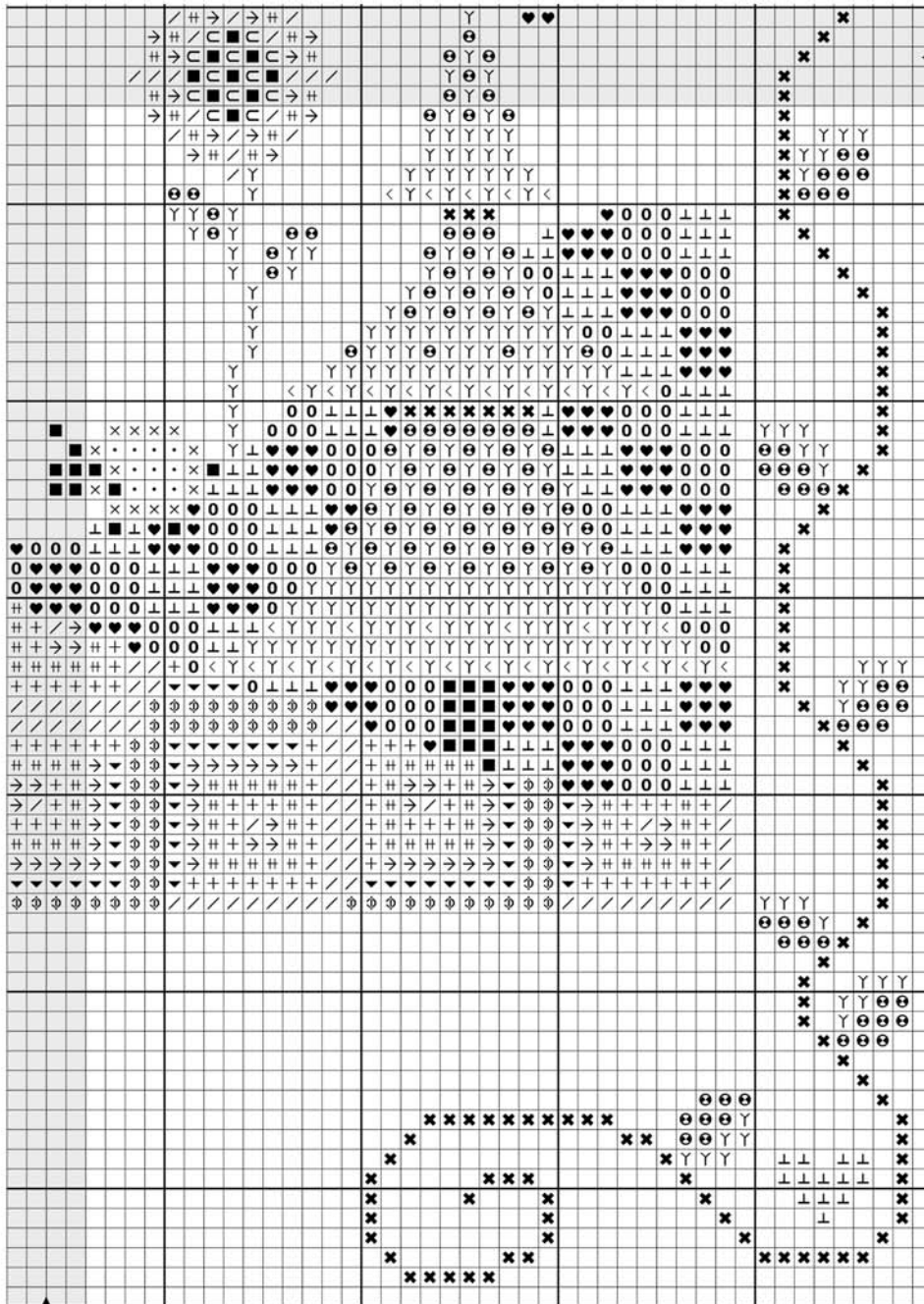


Brooke's Books

PUBLISHING

www.brookesbooks.com
email: brooke@brookesbooks.com

Shaded rows are repeated from pg. 4 chart.
Shaded columns are repeated from pg. 5 chart.



Little Moon Welcome



Brooke's Books
P U B L I S H I N G

www.brookesbooks.com
email: brooke@brookesbooks.com

A complimentary cross stitch sampler design by Brooke Nolan

