



Inline Centrifugal Circulator Pumps

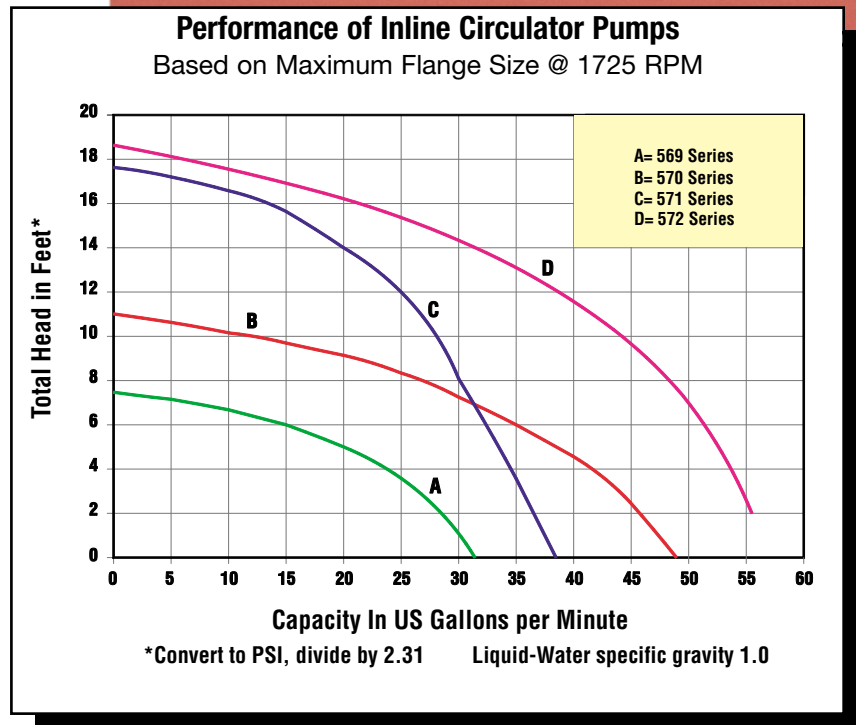
- **Cast Iron or Lead-Free Bronze Construction**
- **Buna-N Mechanical Seal and Casing O-ring**
- **Investment Cast Stainless Steel Impeller with 569/570/571 Series, 572 Series includes Lead-Free Bronze Impeller**
- **Accessory Mounting Flanges Available 3/4" to 2" NPT**
- **Max Working Pressure 150 PSI**
- **Max. Temperature 200°F (94° C)**
- **Max. Flow 55 GPM**
- **Max. Head 19 ft. (8 PSI)**
- **Single Phase 1/4 HP, 1725 RPM, 115V ODP 56J Motor with Overload Protection**



Bronze Circulator Pump

Patterson Inline Circulator Pumps are designed for continuous duty industrial/commercial systems. Pumps are available in a variety of material configurations to meet your specifications. All models are powered by a single phase 115V ODP 56J NEMA frame 1/4 HP electric motor with 1/2-14 NPSM conduit connection. Direct coupled design eliminates stub shaft, oiled bearing and and coupling, reducing maintenance. Pumps are interchangeable with other manufacturers, see cross reference on specification page.

Patterson Inline Circulator Pumps are reliable, cost effective and low maintenance. Pumps are available "Off-the-Shelf" for fast 24 hour shipment. For use with non-flammable liquids which are compatible with pump component materials.

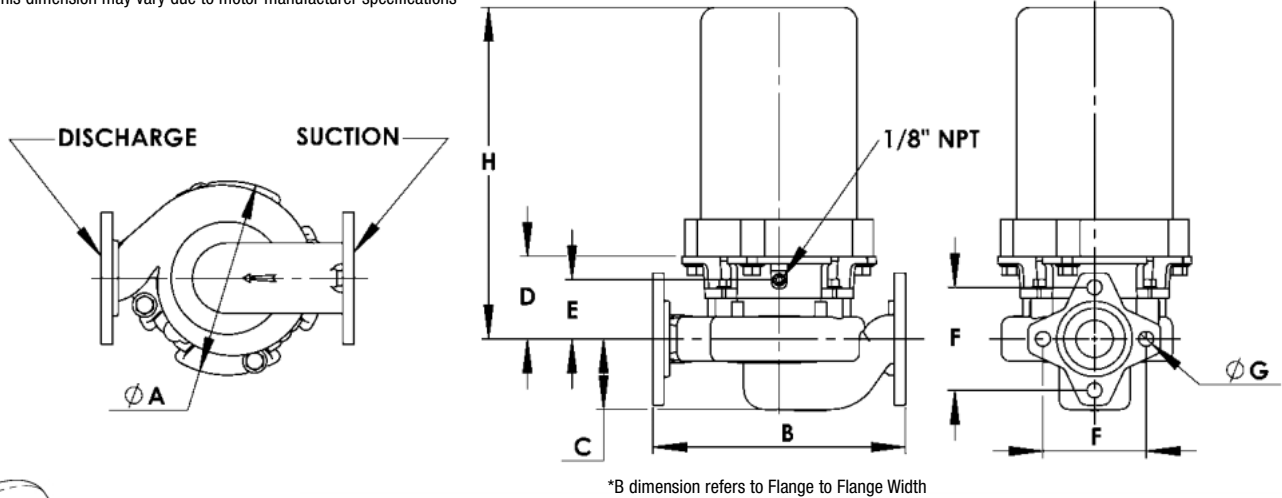


Inline Centrifugal Circulator Pumps

Pump Dimensional & Specification Data

C. Iron Model	Curve	WT. (lbs.)	Bronze Model	WT. (lbs.)	HP	PH	ENC	VAC VAC 60hz	FL AMPS	A	B	C	D	E	F	G	H
5690-95	A	23	5690-97	25	1/4	1	ODP	115	5.4	7	6.38	2.16	2.78	2	3.16	0.5	11.18
5700-95	B	25	5700-97	28	1/4	1	ODP	115	5.4	7	8.5	2.38	2.78	2	3.47	0.5	11.18
5710-95	C	26	5710-97	28	1/4	1	ODP	115	5.4	7	8.5	2.38	2.78	2	3.47	0.5	11.18
5720-95	D	26	5720-97	28	1/4	1	ODP	115	5.4	7	8.5	2.38	2.78	2	3.47	0.5	11.18

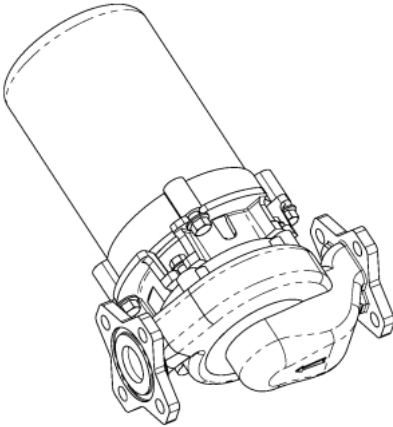
NOTE: Dimensions have a tolerance of $\pm 1/8"$.
 When ordering add the correct -9x suffix to model number indicating material selection
 569/570/571 Series -SS Impeller
 572 series - Bronze Impeller
 *This dimension may vary due to motor manufacturer specifications



Pumps are designed to mount horizontally or vertically

Connection Flanges - Flange Kit Model Numbers

Flanges Available - Standard NPT (female) pipe thread



Model Series	3/4"	1"	1-1/4"	1-1/2"	2"	Flange Face to NPT Face Thickness
569 Series XCI	C569-90	C569-91	C569-92	N/A	N/A	3/4"
569 Series XB	C569-93	C569-94	C569-95	N/A	N/A	3/4"
570 & 571 series XCI	C570-90	C570-91	C570-92	C570-93	N/A	3/4"
570 & 571 series XB	C570-94	C570-95	C570-96	C570-97	N/A	3/4"
572 Series XCI (-95)	N/A	N/A	N/A	N/A	C570-98	1-1/2"
572 Series XCI (-97)	N/A	N/A	N/A	N/A	C570-99	1-1/2"

NOTE: NPT flange kits include: 2 flanges, 2 Buna-N gaskets, 4 bolts and nuts

Standard Features

- 4-Bolt flange allows 360° mounting rotation in 90° increments
- 1/8" NPT seal wash/vent port shipped plugged
- Buna-N carbon/ceramic mechanical seal and O-rings
- Close coupled design reduces maintenance requirements
- Standard NEMA 56J motor mounting dimensions
- Stainless Steel (300 series) Motor Shaft
- High Efficiency Closed Impeller
- Inline Centered Design, Centerline of Ports In Line with Motor Shaft

Manufacturers Cross Reference

AMT SERIES	Flange to Flange Width*	Bell & Gossett Series	Armstrong Series	TACO Series	Dayton (C.Iron)
569	6.38	100NFI	S-25	110	4RD16
570	8.5	HV NFI	H-32	111	4RC93
571	8.5	PR	H-41	113	4RC91
572	8.5	2NFI	S-35	120	4RC95

*Refers to B dimensions



See price book page 29

The Gorman-Rupp Company reserves the right to discontinue any model or change specifications at any time without incurring any obligation.

© 2003-2006, The Gorman-Rupp Company, All Rights Reserved.

CP79-80/0706